

# User Manual

Revision 2.302  
English

## CAN - Repeater - Extender bus line

(Order Codes: HD67117 – HD67117M – HD67117R – HD67117-A3 – HD67117-A4)

(Order Codes: HD67180 – HD67180M – HD67180R – HD67180-A3 – HD67180-A4)

(Order Codes: HD67181 – HD67181M – HD67181R – HD67181-A3 – HD67181-A4)

(Order Codes: HD67182 – HD67182M – HD67182R – HD67182-A3 – HD67182-A4)

For Website information:

[www.adfweb.com?Product=HD67117](http://www.adfweb.com?Product=HD67117)

[www.adfweb.com?Product=HD67180](http://www.adfweb.com?Product=HD67180)

[www.adfweb.com?Product=HD67181](http://www.adfweb.com?Product=HD67181)

[www.adfweb.com?Product=HD67182](http://www.adfweb.com?Product=HD67182)

For Price information:

[www.adfweb.com?Price=HD67117](http://www.adfweb.com?Price=HD67117)

[www.adfweb.com?Price=HD67180](http://www.adfweb.com?Price=HD67180)

[www.adfweb.com?Price=HD67181](http://www.adfweb.com?Price=HD67181)

[www.adfweb.com?Price=HD67182](http://www.adfweb.com?Price=HD67182)

### Benefits and Main Features:

- ✦ Electrical isolation of CAN branches
- ✦ Extension of nodes number
- ✦ Different baud rate of branches CAN
- ✦ Allows extension of a line segment (without lowering the Baud Rate)
- ✦ Temperature range: -40°C/+85°C (-40°F/+185°F)



HD67117  
HD67180  
HD67181  
HD67182



HD67117-A3  
HD67180-A3  
HD67181-A3  
HD67182-A3



HD67117-A4  
HD67180-A4  
HD67181-A4  
HD67182-A4



HD67117M  
HD67180M  
HD67181M  
HD67182M



HD67117R  
HD67180R  
HD67181R  
HD67182R

For others Repeaters:

### Optic Fibres Repeaters

See also the following links:

[www.adfweb.com?Product=HD67117F](http://www.adfweb.com?Product=HD67117F)

(For CANopen)

[www.adfweb.com?Product=HD67117FS](http://www.adfweb.com?Product=HD67117FS)

(For CANopen)

[www.adfweb.com?Product=HD67180F](http://www.adfweb.com?Product=HD67180F)

(For DeviceNet)

[www.adfweb.com?Product=HD67180FS](http://www.adfweb.com?Product=HD67180FS)

(For DeviceNet)

[www.adfweb.com?Product=HD67181F](http://www.adfweb.com?Product=HD67181F)

(For CAN 2.0A & 2.0B)

[www.adfweb.com?Product=HD67181FS](http://www.adfweb.com?Product=HD67181FS)

(For CAN 2.0A & 2.0B)

[www.adfweb.com?Product=HD67182F](http://www.adfweb.com?Product=HD67182F)

(For J1939)

[www.adfweb.com?Product=HD67182FS](http://www.adfweb.com?Product=HD67182FS)

(For J1939)

[www.adfweb.com?Product=HD67221F](http://www.adfweb.com?Product=HD67221F)

(Copper Bridge)

[www.adfweb.com?Product=HD67221FS](http://www.adfweb.com?Product=HD67221FS)

(Copper Bridge)

Do you have an your customer protocol?

See the following links:

[www.adfweb.com?Product=HD67003](http://www.adfweb.com?Product=HD67003)

Do you need to choose a device? do you want help?

Ask it to the following link:

[www.adfweb.com?Cmd=helpme](http://www.adfweb.com?Cmd=helpme)

## INDEX:

	Page
INDEX	2
UPDATED DOCUMENTATION	2
REVISION LIST	2
WARNING	2
TRADEMARKS	2
SECURITY ALERT	3
EXAMPLE	4
CONNECTION SCHEMES	6
CHARACTERISTICS	11
POWER SUPPLY	12
SET SWITCH BAUDRATE	14
LEDS	15
CAN	16
CONNECTORS TYPE M12, MINIFIT	18
MECHANICAL DIMENSIONS	19
ORDER CODES	24
DISCLAIMER	25
OTHER REGULATIONS AND STANDARDS	25
WARRANTIES AND TECHNICAL SUPPORT	26
RETURN POLICY	26

## UPDATED DOCUMENTATION:

Dear customer, we thank you for your attention and we remind you that you need to check that the following document is:

- ✦ Updated
- ✦ Related to the product you own

To obtain the most recently updated document, note the “document code” that appears at the top right-hand corner of each page of this document.

With this “Document Code” go to web page [www.adfweb.com/download/](http://www.adfweb.com/download/) and search for the corresponding code on the page. Click on the proper “Document Code” and download the updates.

## REVISION LIST:

Revision	Date	Auth or	Chapter	Description
2.202	21/01/2010	FI	All	Changes fig. 1,2,3,4,5,6,7,8
2.300	28/04/2010	Dp	All	Add A3 and A4
2.301	15/02/2013	Nt	All	Added new chapters
2.302	22/01/2025	Ln	All	New hardware version

## WARNING:

ADFweb.com reserves the right to change information in this manual about our product without warning.

ADFweb.com is not responsible for any error this manual may contain.

## TRADEMARKS:

All trademarks mentioned in this document belong to their respective owners.

**SECURITY ALERT:****GENERAL INFORMATION**

To ensure safe operation, the device must be operated according to the instructions in the manual. When using the device are required for each individual application, legal and safety regulation. The same applies also when using accessories.

**INTENDED USE**

Machines and systems must be designed so the faulty conditions do not lead to a dangerous situation for the operator (i.e. independent limit switches, mechanical interlocks, etc.).

**QUALIFIED PERSONNEL**

The device can be used only by qualified personnel, strictly in accordance with the specifications.

Qualified personnel are persons who are familiar with the installation, assembly, commissioning and operation of this equipment and who have appropriate qualifications for their job.

**RESIDUAL RISKS**

The device is state of the art and is safe. The instrument can represent a potential hazard if they are inappropriately installed and operated by personnel untrained. These instructions refer to residual risks with the following symbol:



This symbol indicates that non-observance of the safety instructions is danger for people to serious injury or death and / or the possibility of damage.

**CE CONFORMITY**

The declaration is made by us. You can send an email to [support@adfweb.com](mailto:support@adfweb.com) or give us a call if you need it.

**EXAMPLES:**

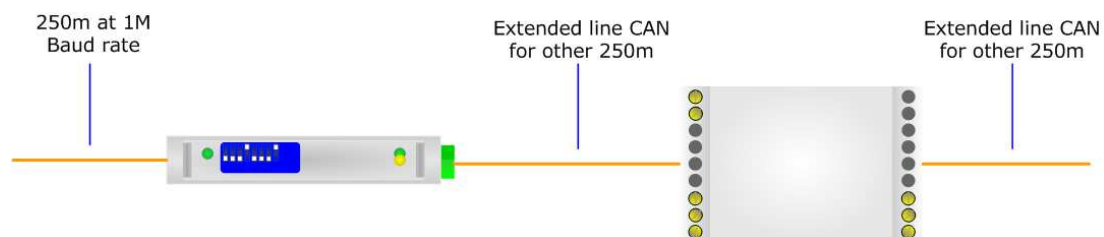
**Example Repeater use**

**DIFFERENT BAUD RATE  
ON BRANCHES CAN**



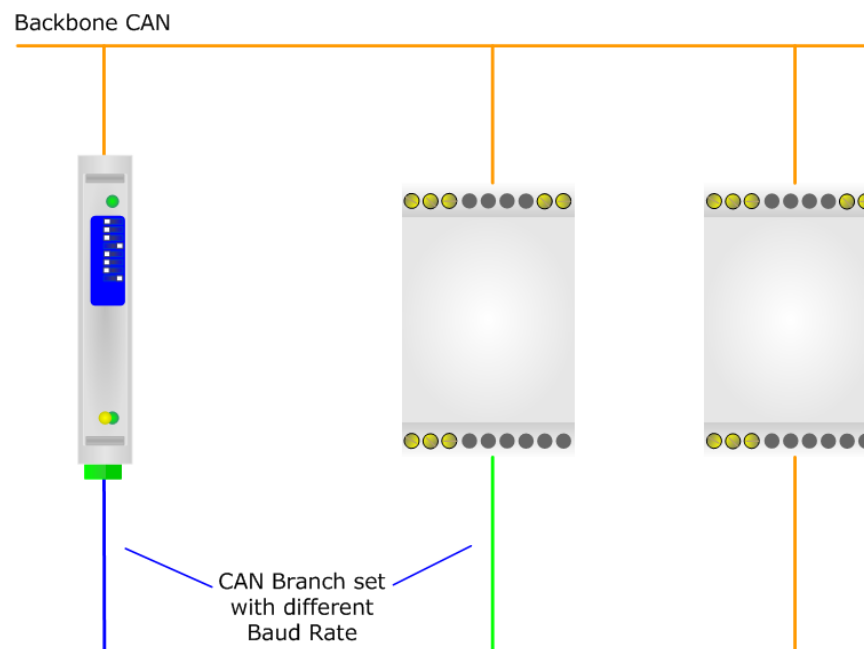
**Examples Repeater use**

**EXTENDED LINE CAN**



### Example Repeater use

#### BACKBONE



## CONNECTION SCHEMES:

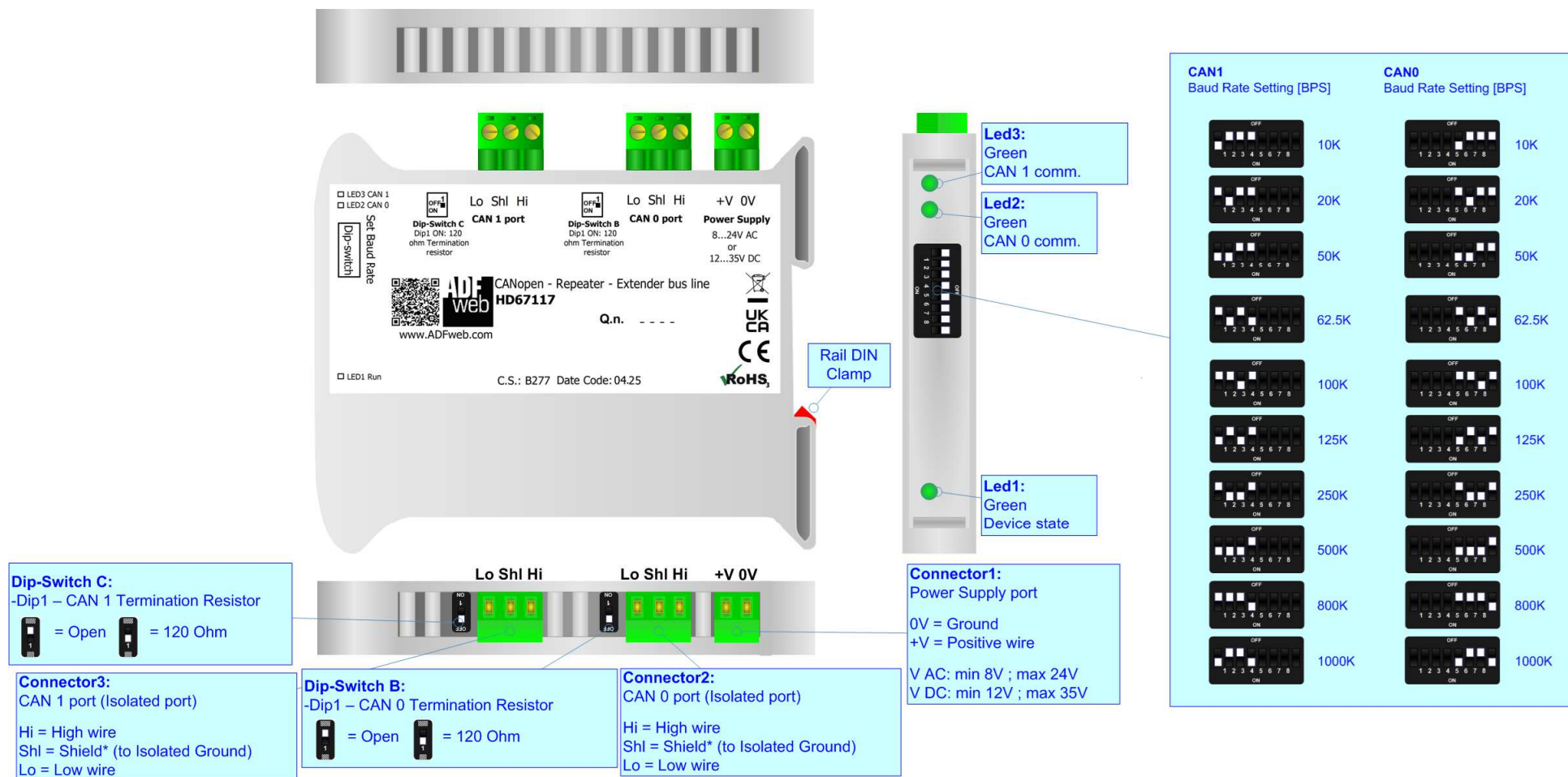


Figure 1a: Connection scheme for HD671xx

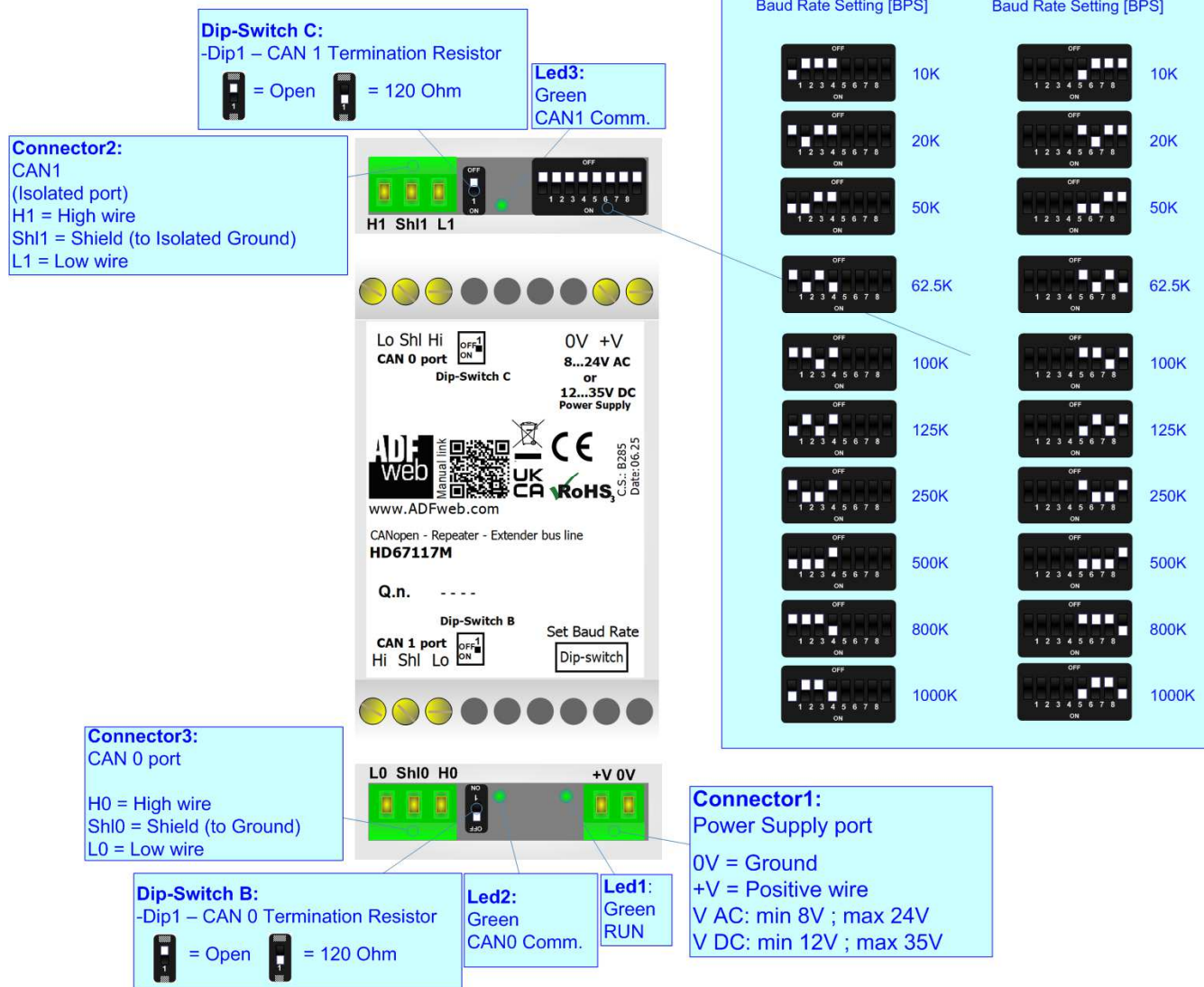


Figure 1b: Connection scheme for HD671xxM



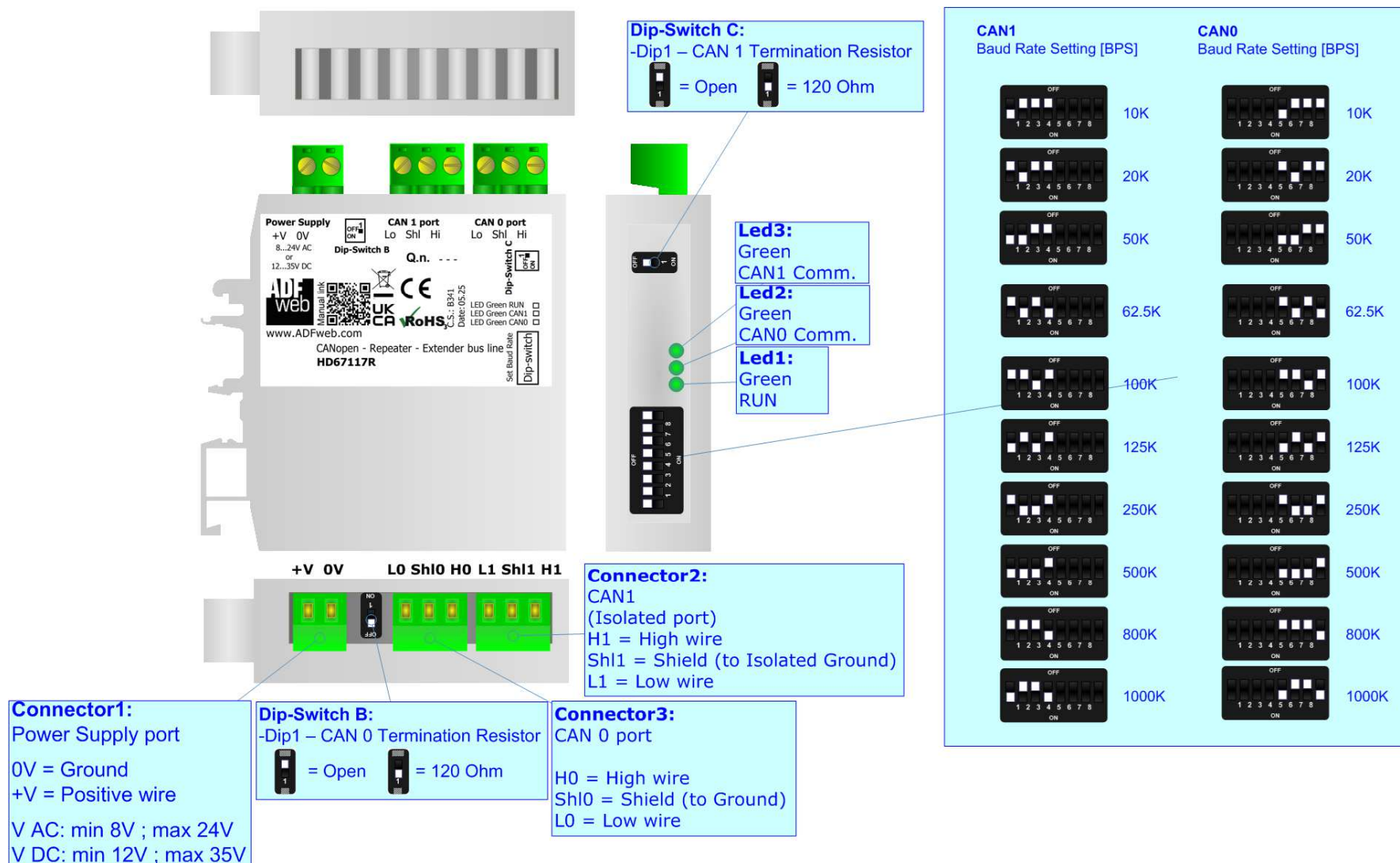


Figure 1c: Connection scheme for HD671xxR



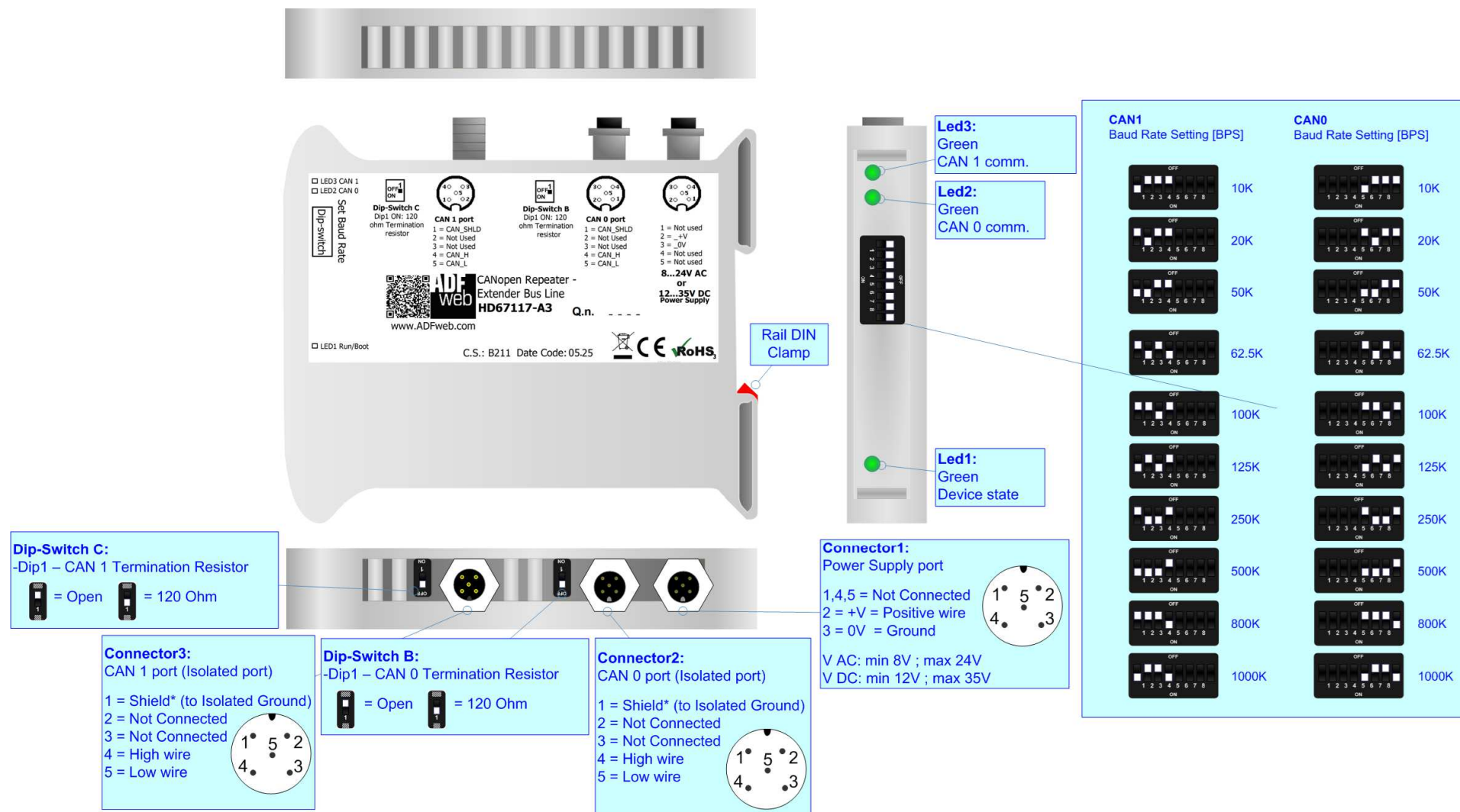


Figure 1d: Connection scheme for HD671xx-A3

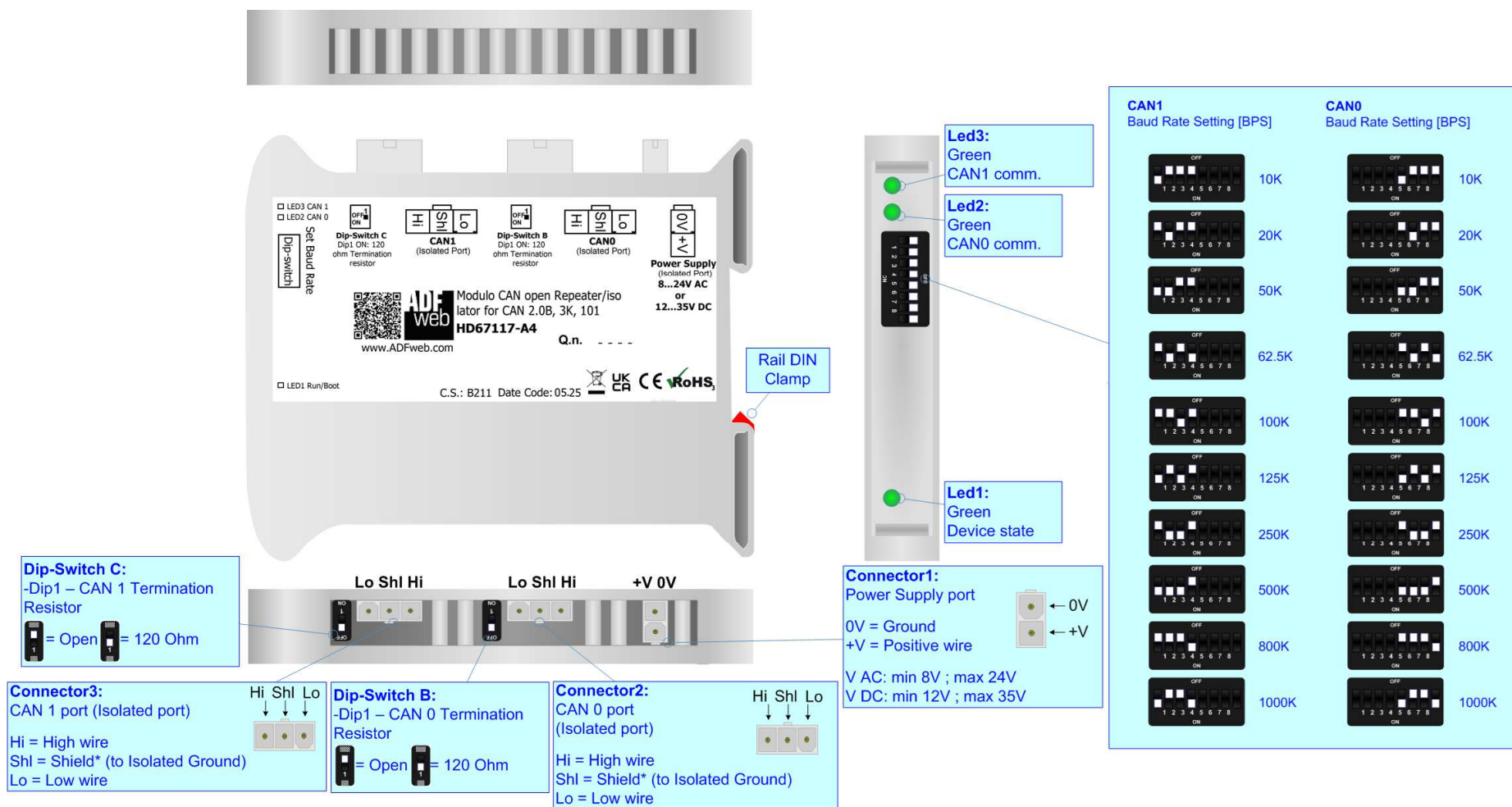


Figure 1e: Connection scheme for HD671xx-A4

**CHARACTERISTICS:**

- Resolved your extension line problems;
- Ideal for galvanized isolation;
- Two-sided programmable Baudrate;
- Adapted for use in motors and devices with electro-magnetic disturbances;
- Adapted as repeaters for the following lines: **CANopen**, **DeviceNet**, **J1939**, **CAN bus 2.0A**, **CAN bus 2.0B** and generic **ISO 11898** standard.


The CAN Repeater has 4 order code: **HD67117**, **HD67180**, **HD67181**, **HD67182**. So they are more proper to a protocol rather than to another.

**The CAN Repeater (for all the order code):**

- Electrical isolation of two branches of a CAN Line (ISO 11898-1);
- Allows extension of a line segment without lowering the Baudrate;
- Interconnects two branches of different speeds;
- Uses a microprocessor for the organization of data;
- Independent Protocol;
- Possible different baud rate setting (into different branches);
- Mountable on Rail DIN;
- Wide power supply input range: 8...24V AC or 12...35V DC;
- Wide temperature range: -40°C / +85°C [-40°F / +185°F];
- EMS EN 61000-6-2.

## POWER SUPPLY:

The devices can be powered at 8...24V AC and 12...35V DC. For more details see the two tables below.

VAC 		VDC 	
Vmin	Vmax	Vmin	Vmax
8V	24V	12V	35V

Consumption at 24V DC:

Device	Consumption [W/VA]
HD67xxx	3.5
HD67xxxR	3.5
HD67xxxM	3.5
HD67xxx-A3	3.5
HD67xxx-A4	3.5


**Connector1:**  
Power Supply port  
0V = Ground  
+V = Positive wire  
V AC: min 8V ; max 24V  
V DC: min 12V ; max 35V



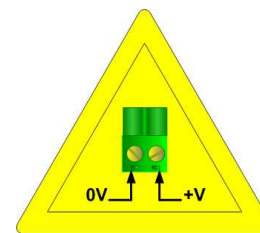
**Connector1:**  
Power Supply port  
1,4,5 = Not Connected  
2 = +V = Positive wire  
3 = 0V = Ground  
V AC: min 8V ; max 24V  
V DC: min 12V ; max 35V



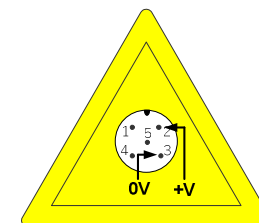
**Connector1:**  
Power Supply port  
0V = Ground  
+V = Positive wire  
V AC: min 8V ; max 24V  
V DC: min 12V ; max 35V



**Caution: Not reverse the polarity power**



HD67xxx  
HD67xxxR



HD67xxx-A3

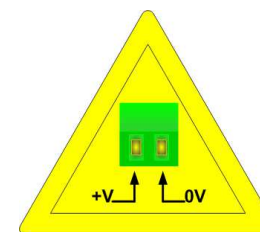
**Connector1:**  
Power Supply port  
0V = Ground  
+V = Positive wire  
V AC: min 8V ; max 24V  
V DC: min 12V ; max 35V



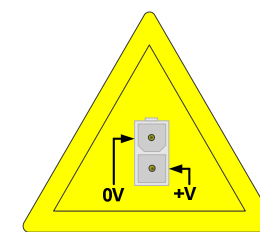
**Connector1:**  
Power Supply port  
0V = Ground  
+V = Positive wire  
V AC: min 8V ; max 24V  
V DC: min 12V ; max 35V



**Caution: Not reverse the polarity power**



HD67xxxM



HD67xxx-A4

## SET SWITCH BAUDRATE:

The switches for setting the CAN0 BaudRate and CAN1 on the front panel of the device:

**Dip n° 1, 2, 3, 4 CAN1 setting;**

**Dip n° 5, 6, 7, 8 CAN0 setting.**

Speed CAN1 BPS	Dip 1	Dip 2	Dip 3	Dip 4
Speed CAN0 BPS	Dip 5	Dip 6	Dip 7	Dip 8
10K	ON	OFF	OFF	OFF
20K	OFF	ON	OFF	OFF
50K	ON	ON	OFF	OFF
(*) 62.5K	OFF	ON	OFF	ON
100K	OFF	OFF	ON	OFF
125K	ON	OFF	ON	OFF
250K	OFF	ON	ON	OFF
500K	ON	ON	ON	OFF
800K	OFF	OFF	OFF	ON
1000K	ON	OFF	OFF	ON

(\*) Feature, not available in old devices (before March 15th 2007).



## LEDS:

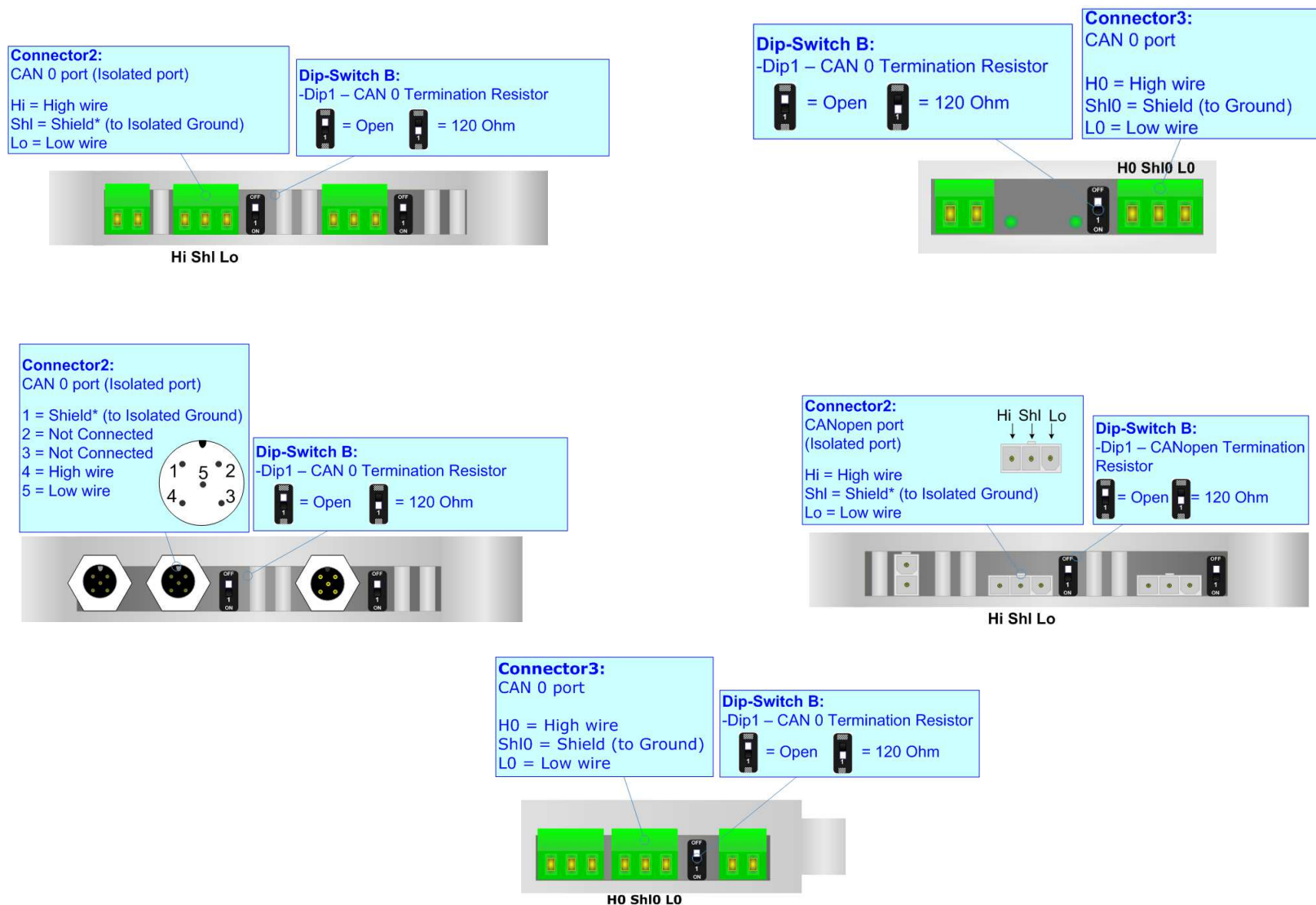
The device has got three LEDs that are used to give information of the functioning status.  
The various meanings of the LEDs are described in the table below.

LED	Normal Mode	Boot Mode
1: Device state	Blinks slowly ( $\sim 1\text{Hz}$ )	<b>Blinks quickly:</b> Boot state <b>Blinks very slowly (<math>\sim 0.5\text{Hz}</math>):</b> update in progress
2: CAN 0 comm.	Blinks when a CAN 0 frame is received	<b>Blinks quickly:</b> Boot state <b>Blinks very slowly (<math>\sim 0.5\text{Hz}</math>):</b> update in progress
3: CAN 1 comm.	Blinks when a CAN 1 frame is received	<b>Blinks quickly:</b> Boot state <b>Blinks very slowly (<math>\sim 0.5\text{Hz}</math>):</b> update in progress



## CAN:

For terminate the CAN line with a 120Ω resistor it is necessary that the Dip1 of 'Dip-Switch B' and 'Dip-Switch C' is at ON position.



Cable characteristics:

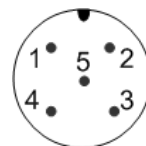
<b>DC parameter:</b>		Impedance	70 Ohm/m
<b>AC parameters:</b>		Impedance	120 Ohm/m
		Delay	5 ns/m
<b>Length</b>		<b>Baud Rate [bps]</b>	<b>Length MAX [m]</b>
		10 K	5000
		20 K	2500
		50 K	1000
		100 K	650
		125 K	500
		250 K	250
		500 K	100
		800 K	50
		1000 K	25

## CONNECTORS TYPE M12 AND MINIFIT :

MORE INFO ABOUT M12 CONNECTORS:

[www.adfweb.com/download/filefold/M12\\_femmina\\_pcb.pdf](http://www.adfweb.com/download/filefold/M12_femmina_pcb.pdf)

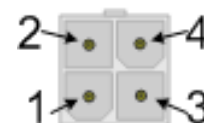
[www.adfweb.com/download/filefold/M12\\_maschio\\_pcb.pdf](http://www.adfweb.com/download/filefold/M12_maschio_pcb.pdf)



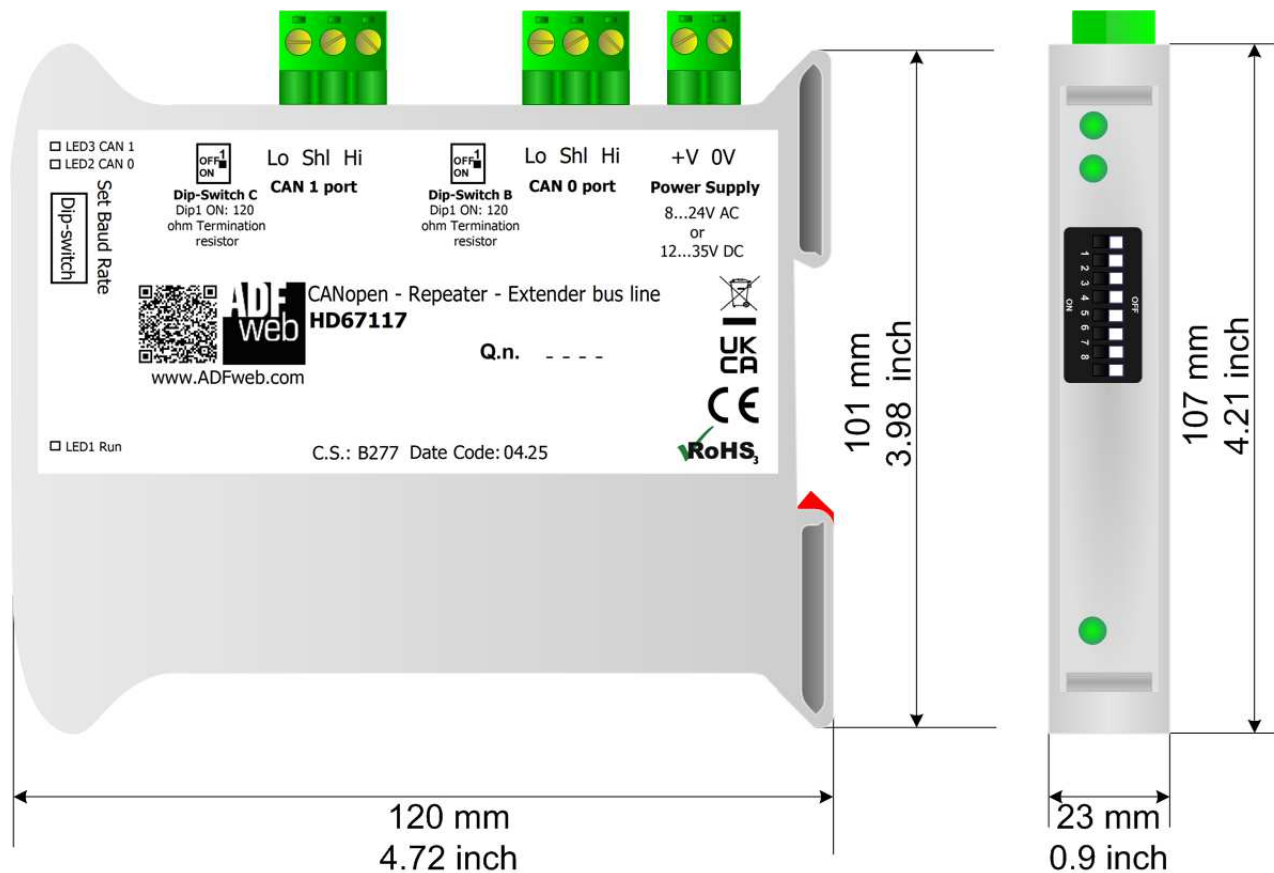
MORE INFO ABOUT MiniFit CONNECTORS:

[www.adfweb.com/download/filefold/mini-fit\\_4poli\\_maschio\\_pcb.pdf](http://www.adfweb.com/download/filefold/mini-fit_4poli_maschio_pcb.pdf)

[www.adfweb.com/download/filefold/mini-fit\\_4poli\\_femmina\\_volante.pdf](http://www.adfweb.com/download/filefold/mini-fit_4poli_femmina_volante.pdf)



## MECHANICAL DIMENSIONS:



Housing: PVC  
Weight: 200g (Approx)

Figure 2a: Mechanical dimensions scheme for HD671xx

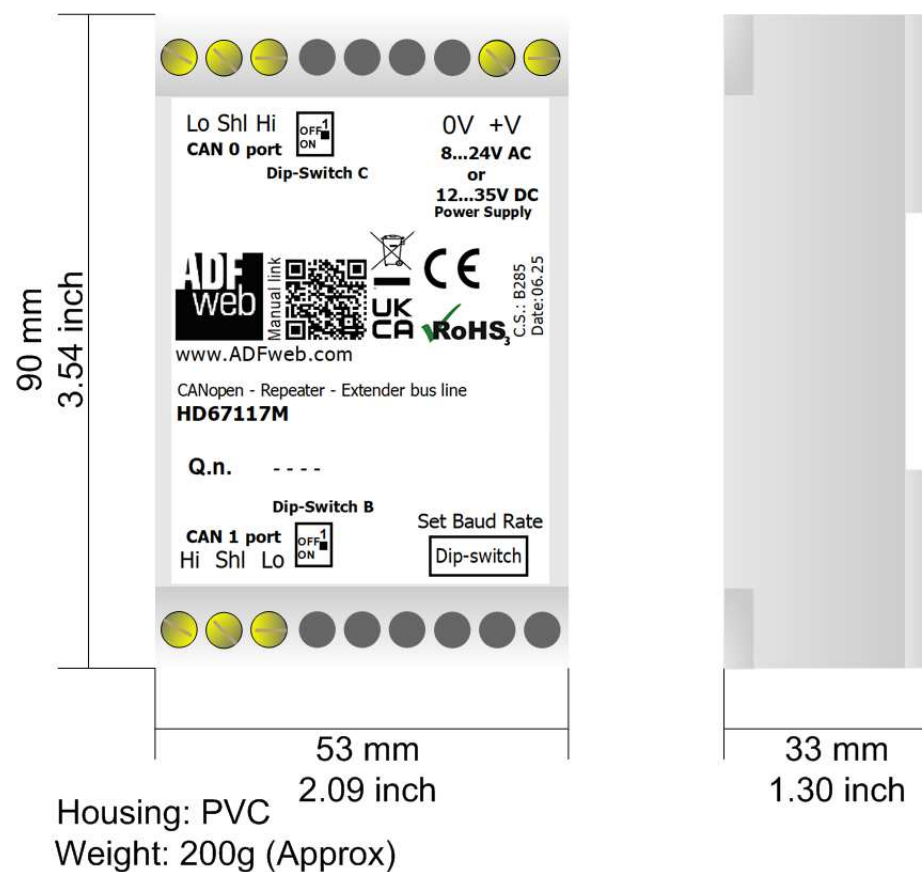
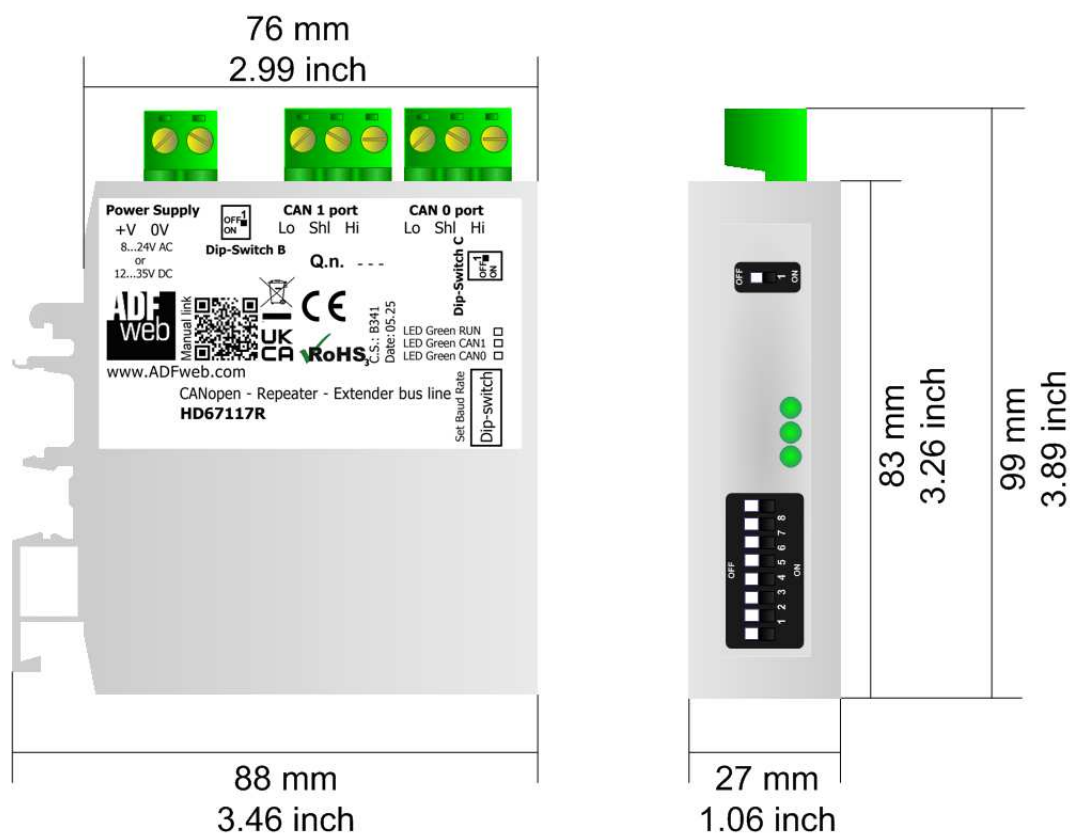


Figure 2b: Mechanical dimensions scheme for HD671xxM





Housing: PCV  
Weight: 200g (Approx)

Figure 2c: Mechanical dimensions scheme for HD671xxR




Figure 2d: Mechanical dimensions scheme for HD671xx-A3

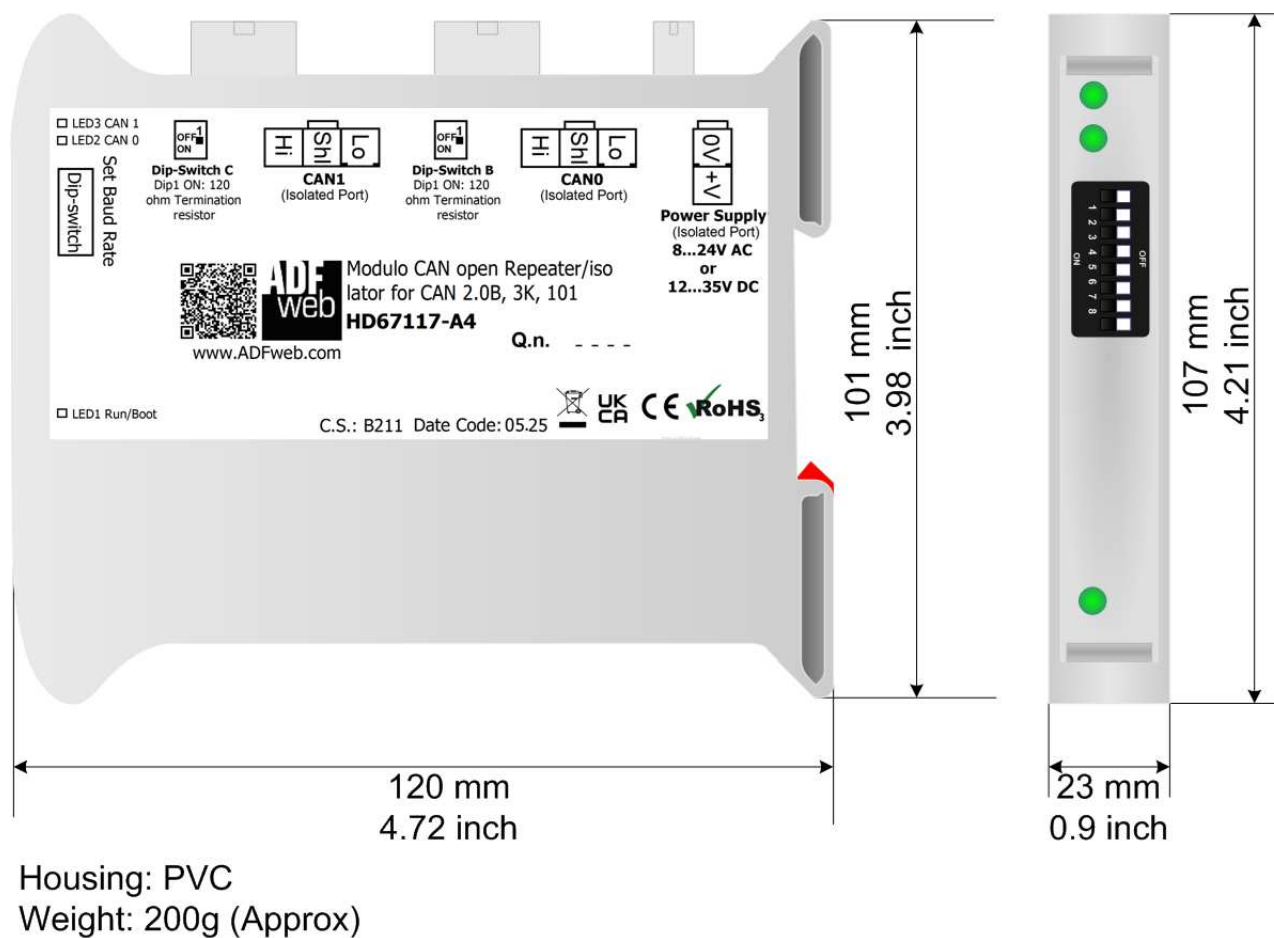


Figure 2e: Mechanical dimensions scheme for HD671xx-A4

## ORDER CODES:

- HD67117** - CANopen – Repeater – Extender bus line ( Housing type: A, Terminal Blocks Connectors )
- HD67117M** - CANopen – Repeater – Extender bus line ( Housing type: Small Size, Terminal Blocks Connetors )
- HD67117R** - CANopen – Repeater – Extender bus line ( Housing type: R, Terminal Blocks Connectors, Galvanic Isolation: 3KV )
- HD67117-A3** - CANopen – Repeater – Extender bus line ( Housing type: A, M12 Connectors, Galvanic Isolation: 3KV )
- HD67117-A4** - CANopen – Repeater – Extender bus line ( Housing type: A, Mini-Fit Connectors, Galvanic Isolation: 3KV )
  
- HD67180** - DeviceNet – Repeater – Extender bus line ( Housing type: A, Terminal Blocks Connectors )
- HD67180M** - DeviceNet – Repeater – Extender bus line ( Housing type: Small Size, Terminal Blocks Connetors )
- HD67180R** - DeviceNet – Repeater – Extender bus line ( Housing type: R, Terminal Blocks Connectors, Galvanic Isolation: 3KV )
- HD67180-A3** - DeviceNet – Repeater – Extender bus line ( Housing type: A, M12 Connectors, Galvanic Isolation: 3KV )
- HD67180-A4** - DeviceNet – Repeater – Extender bus line ( Housing type: A, Mini-Fit Connectors, Galvanic Isolation: 3KV )
  
- HD67181** - CAN – Repeater – Extender bus line ( Housing type: A, Terminal Blocks Connectors )
- HD67181M** - CAN – Repeater – Extender bus line ( Housing type: Small Size, Terminal Blocks Connetors )
- HD67181R** - CAN – Repeater – Extender bus line ( Housing type: R, Terminal Blocks Connectors, Galvanic Isolation: 3KV )
- HD67181-A3** - CAN – Repeater – Extender bus line ( Housing type: A, M12 Connectors, Galvanic Isolation: 3KV )
- HD67181-A4** - CAN – Repeater – Extender bus line ( Housing type: A, Mini-Fit Connectors, Galvanic Isolation: 3KV )
  
- HD67182** - J1939 and NMEA 2000 – Repeater – Extender bus line ( Housing type: A, Terminal Blocks Connectors )
- HD67182M** - J1939 and NMEA 2000 – Repeater – Extender bus line ( Housing type: Small Size, Terminal Blocks Connetors )
- HD67182R** - J1939 and NMEA 2000 – Repeater – Extender bus line ( Housing type: R, Terminal Blocks Connectors, Galvanic Isolation: 3KV )
- HD67182-A3** - J1939 and NMEA 2000 – Repeater – Extender bus line ( Housing type: A, M12 Connectors, Galvanic Isolation: 3KV )
- HD67182-A4** - J1939 and NMEA 2000 – Repeater – Extender bus line ( Housing type: A, Mini-Fit Connectors, Galvanic Isolation: 3KV )

**DISCLAIMER**

All technical content within this document can be modified without notice. The content of the document content is a recurring audit. For losses due to fire, earthquake, third party access or other accidents, or intentional or accidental abuse, misuse, or use under abnormal conditions repairs are charged to the user. ADFweb.com S.r.l. will not be liable for accidental loss of use or inability to use this product, such as loss of business income. ADFweb.com S.r.l. shall not be liable for consequences of improper use.

**OTHER REGULATIONS AND STANDARDS****WEEE INFORMATION**

Disposal of old electrical and electronic equipment (as in the European Union and other European countries with separate collection systems).

— This symbol on the product or on its packaging indicates that this product may not be treated as household rubbish. Instead, it should be taken to an applicable collection point for the recycling of electrical and electronic equipment. If the product is disposed correctly, you will help prevent potential negative environmental factors and human health, which could otherwise be caused by inappropriate disposal. The recycling of materials will help to conserve natural resources. For more information about recycling this product, please contact your local city office, your household waste disposal service or the shop where you purchased the product.

**RESTRICTION OF HAZARDOUS SUBSTANCES DIRECTIVE**

The device respects the 2002/95/EC Directive on the restriction of the use of certain hazardous substances in electrical and electronic equipment (commonly referred to as Restriction of Hazardous Substances Directive or RoHS).

**CE MARKING**

The product conforms with the essential requirements of the applicable EC directives.

**WARRANTIES AND TECHNICAL SUPPORT:**

For fast and easy technical support for your ADFweb.com SRL products, consult our internet support at [www.adfweb.com](http://www.adfweb.com). Otherwise contact us at the address [support@adfweb.com](mailto:support@adfweb.com)

**RETURN POLICY:**

If while using your product you have any problem and you wish to exchange or repair it, please do the following:

- 1) Obtain a Product Return Number (PRN) from our internet support at [www.adfweb.com](http://www.adfweb.com). Together with the request, you need to provide detailed information about the problem.
- 2) Send the product to the address provided with the PRN, having prepaid the shipping costs (shipment costs billed to us will not be accepted).

If the product is within the warranty of twelve months, it will be repaired or exchanged and returned within three weeks. If the product is no longer under warranty, you will receive a repair estimate.



**ADFweb.com S.r.l.**  
Via Strada Nuova, 17  
IT-31010 Mareno di Piave  
TREVISO (Italy)  
Phone +39.0438.30.91.31  
Fax +39.0438.49.20.99  
[www.adfweb.com](http://www.adfweb.com)

