

User Manual

Revision 2.202
English

J1939 Repeater

(Order Code: HD67182 – HD67182M –
HD67182-M12 – HD67182R)

for Website information:

www.adfweb.com?Product=HD67182M12

for Price information:

www.adfweb.com?Price=HD67182M12

Benefits and Main Features:

- ▶ Designed for serious use
- ▶ Low cost
- ▶ Electrical isolation of CAN branches
- ▶ Extension of nodes number
- ▶ Different baud rate of branches CAN
- ▶ Allows extension of a line segment (without lowering the Baud Rate)
- ▶ Protocol independent, allowing it to work with all the different CAN protocols and frame lengths
- ▶ Industrial temperature range:
-30°C / 70°C (-22°F / 158°F)



HD67182

HD67182-M12

HD67182M

HD67182R

Similar Products



Benefits



For others Repeaters:

CAN Repeaters

See also the following links:

www.adfweb.com?Product=HD67117M12 (For CANopen)

www.adfweb.com?Product=HD67180M12 (For DeviceNet)

www.adfweb.com?Product=HD67181M12 (For CAN 2.0A & 2.0B)

Optic Fibres Repeaters

See also the following links:

www.adfweb.com?Product=HD67117F (For CANopen)

www.adfweb.com?Product=HD67117FS (For CANopen)

www.adfweb.com?Product=HD67180F (For DeviceNet)

www.adfweb.com?Product=HD67180FS (For DeviceNet)

www.adfweb.com?Product=HD67181F (For CAN 2.0A & 2.0B)

www.adfweb.com?Product=HD67181FS (For CAN 2.0A & 2.0B)

www.adfweb.com?Product=HD67182F (For J1939)

www.adfweb.com?Product=HD67182FS (For J1939)

www.adfweb.com?Product=HD67221F (Copper Bridge)

www.adfweb.com?Product=HD67221FS (Copper Bridge)

Do you have an your customer protocol?

See the following links:

www.adfweb.com?Product=HD67003

Do you need to choose a device? do you want help?

Ask it to the following link:

www.adfweb.com?Cmd=helpme

INDEX:

	Page
INDEX	2
UPDATED DOCUMENTATION	2
REVISION LIST	2
WARNING	2
TRADEMARKS	2
CHARACTERISTICS	3
EXAMPLES	4
SET SWITCH BAUD RATE	6
CONNECTION SCHEMES	7
CAN BUS CABLE CHARACTERISTICS	11
MECHANICAL DIMENSIONS	12
ORDER CODES	13
WARRANTIES AND TECHNICAL SUPPORT	14
RETURN POLICY	14
PRODUCTS AND RELATED DOCUMENTS	14

UPDATED DOCUMENTATION:

Dear customer, we thank you for your attention and we remind you that you need to check that the following document is:

- Updated
- Related to the product you own

To obtain the most recently updated document, note the "document code" that appears at the top right-hand corner of each page of this document.

With this "Document Code" go to web page www.adfweb.com/download/ and search for the corresponding code on the page. Click on the proper "Document Code" and download the updates.

To obtain the updated documentation for the product that you own, note the "Document Code" (Abbreviated written "Doc. Code" on the label on the product) and download the updated from our web site www.adfweb.com/download/

REVISION LIST:

Revision	Date	Author	Chapter	Description
1.006	22/06/2007	Av	All	Revision
1.007	26/06/2007	Av	All	Revision
1.100	29/06/2007	Av	All	Type M
2.000	06/07/2007	Av	All	New document format
2.100	03/11/2008	FI	All	Type M12
2.101	19/01/2009	FI	All	Revision
2.200	20/04/2009	FI	All	Type R
2.201	27/07/2009	MI	All	Revision
2.202	21/01/2010	FI	All	Changes fig. 1,2,3,4,5,6,7,8

WARNING:

ADFweb.com reserves the right to change information in this manual about our product without warning.

ADFweb.com is not responsible for any error this manual may contain.

TRADEMARKS:

All trademarks mentioned in this document belong to their respective owners.

CHARACTERISTICS:

- Resolved your extension line problems;
- Ideal for galvanized isolation;
- Two-sided programmable baudrate;
- Adapted for use in motors and devices with electro-magnetic disturbances;
- Adapted as repeaters for the following lines: **CANopen, DeviceNet, J1939, CAN bus 2.0A, CAN bus 2.0B** and generic **ISO 11898** standard.

The CAN Repeater has 4 order code: **HD67117, HD67180, HD67181, HD67182**. So they are more proper to a protocol rather than to another.

The CAN Repeater (for all the order code):

- Electrical isolation of two branches of a CAN Line (ISO 11898-1);
- Allows extension of a line segment without lowering the Baud rate;
- Interconnects two branches of different speeds;
- Uses a microprocessor for the organization of data;
- Independent Protocol;
- Possible different baud rate setting (into different branches);
- Mountable on Rail DIN;
- Power Supply 12...24 VDC 200mA; 12...18 VAC 50/60Hz; 200mA;
- Temperature range -30°C to 70°C;
- EMS EN 61000-6-2.

EXAMPLES:

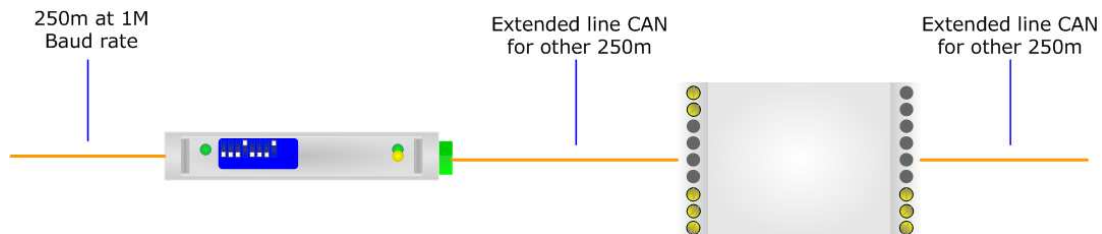
Example Repeater use

DIFFERENT BAUD RATE ON BRANCHES CAN



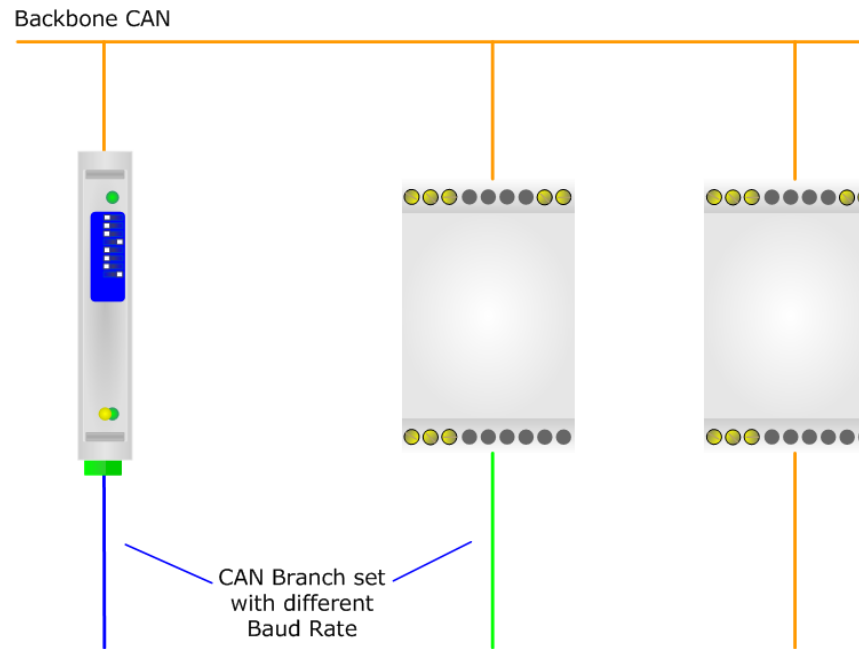
Examples Repeater use

EXTENDED LINE CAN



Example Repeater use

BACKBONE



SET SWITCH BAUD RATE:

The switches for setting the CAN0 Baud Rate and CAN1 on the front panel of the device:

Dip n° 1, 2, 3, 4 CAN1 setting;

Dip n° 5, 6, 7, 8 CAN0 setting.

Speed CAN1 BPS	Dip 1	Dip 2	Dip 3	Dip 4
Speed CAN0 BPS	Dip 5	Dip 6	Dip 7	Dip 8
10K	ON	OFF	OFF	OFF
20K	OFF	ON	OFF	OFF
50K	ON	ON	OFF	OFF
(*) 62.5K	OFF	ON	OFF	ON
100K	OFF	OFF	ON	OFF
125K	ON	OFF	ON	OFF
250K	OFF	ON	ON	OFF
500K	ON	ON	ON	OFF
800K	OFF	OFF	OFF	ON
1000K	ON	OFF	OFF	ON

(*) Feature, not available in old devices (before March 15th 2007).

CONNECTION SCHEMES:

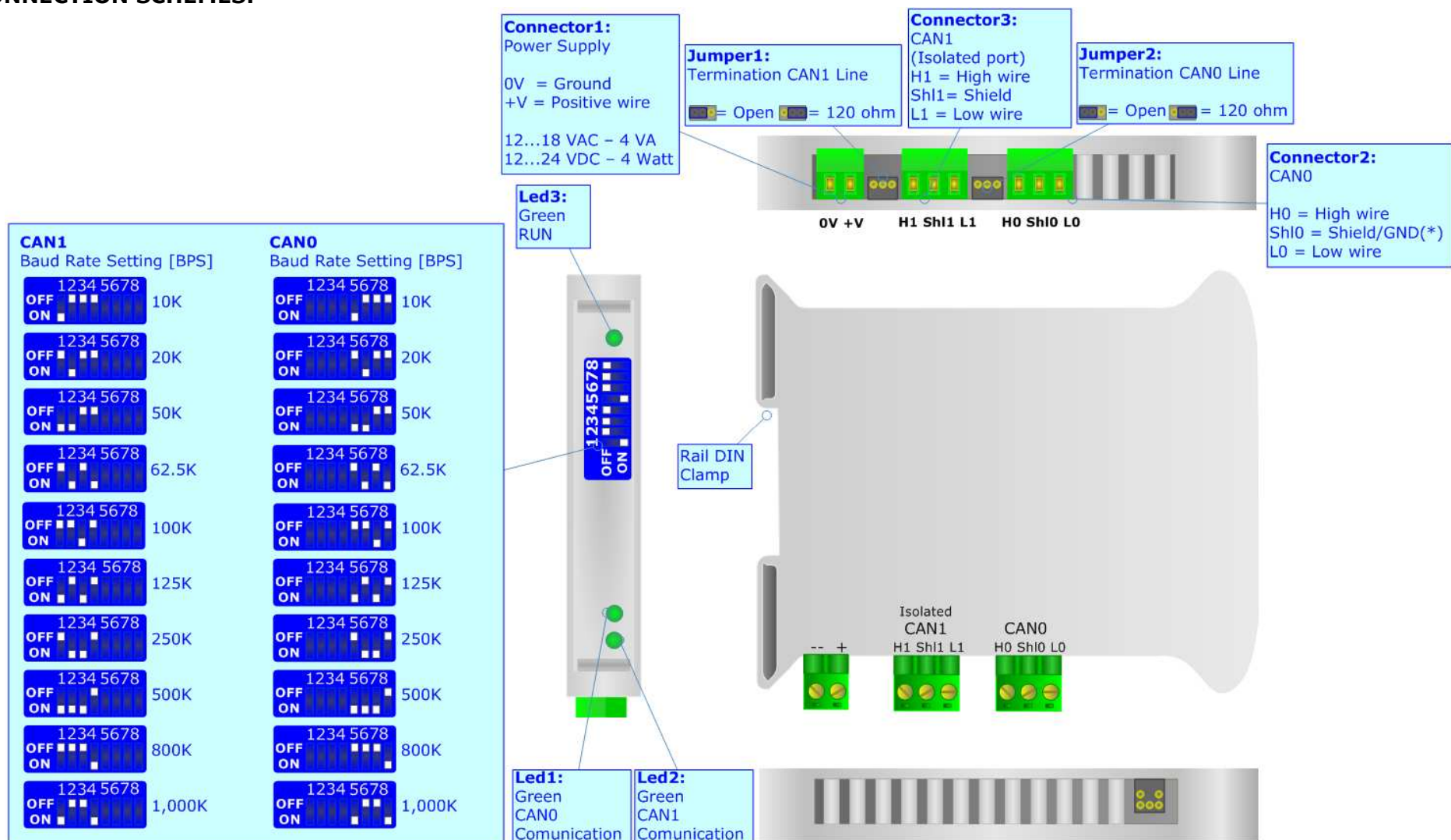


Figure 1: Connection scheme for HD67182

GND(*): Improper connector for GND

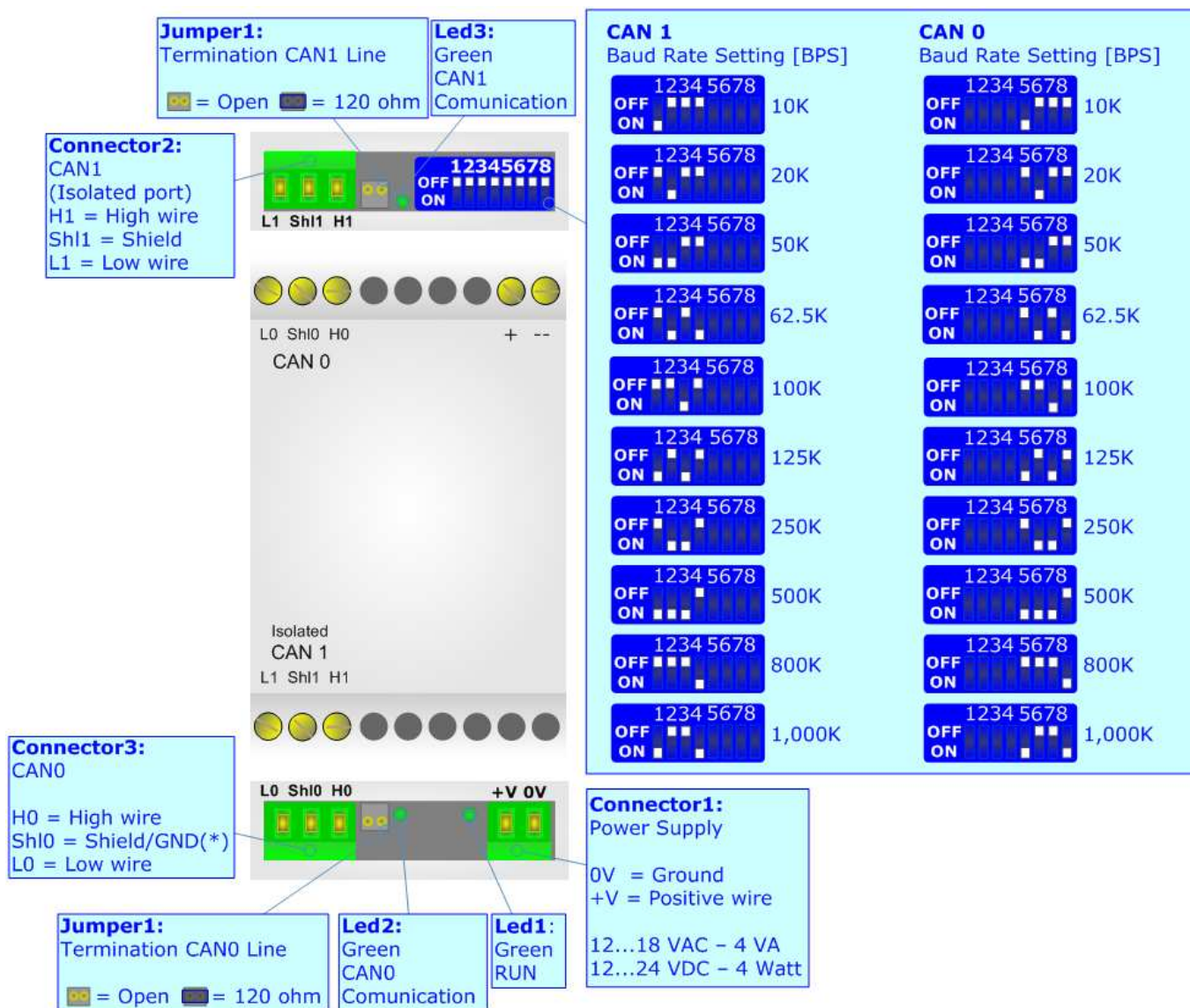
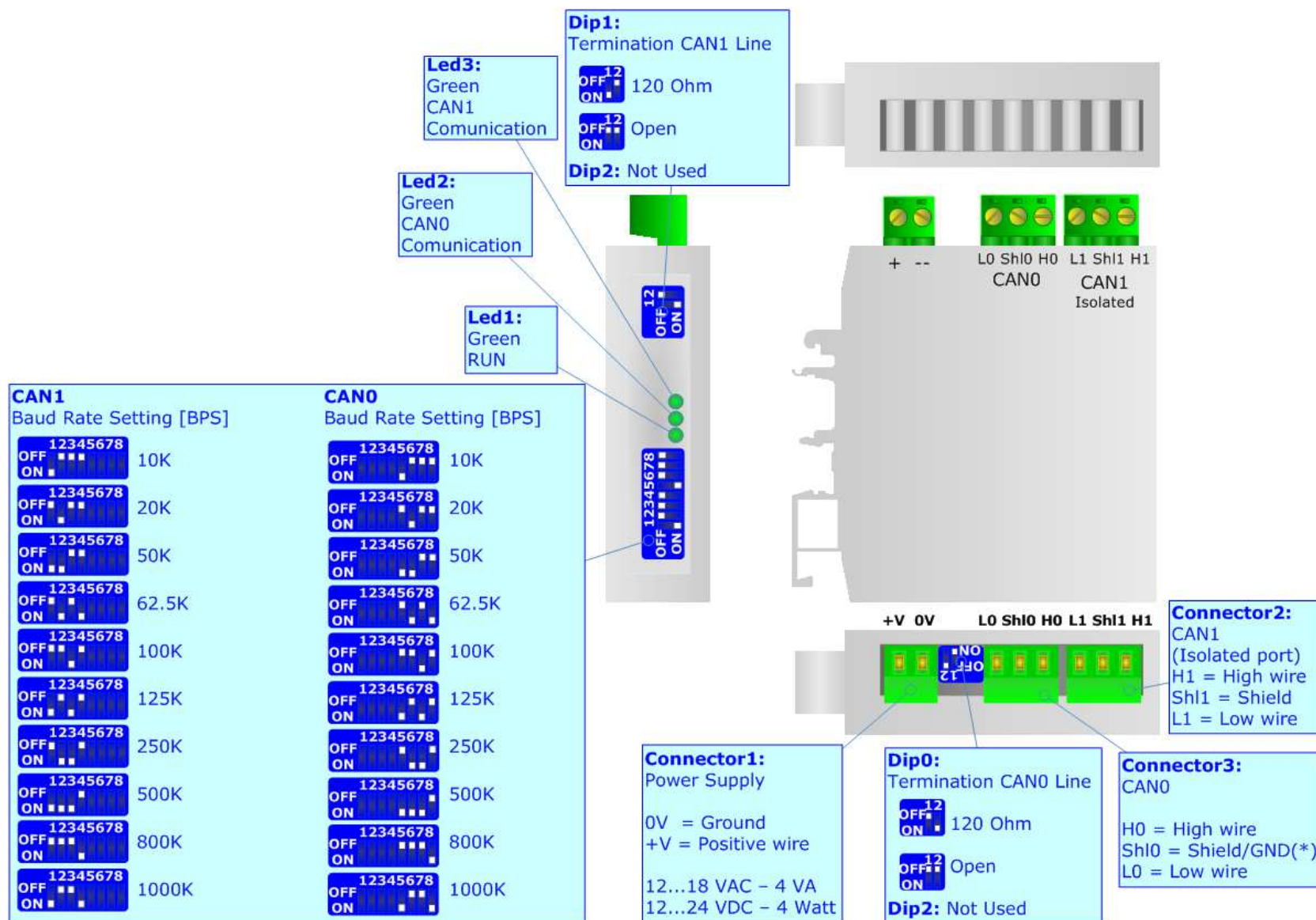


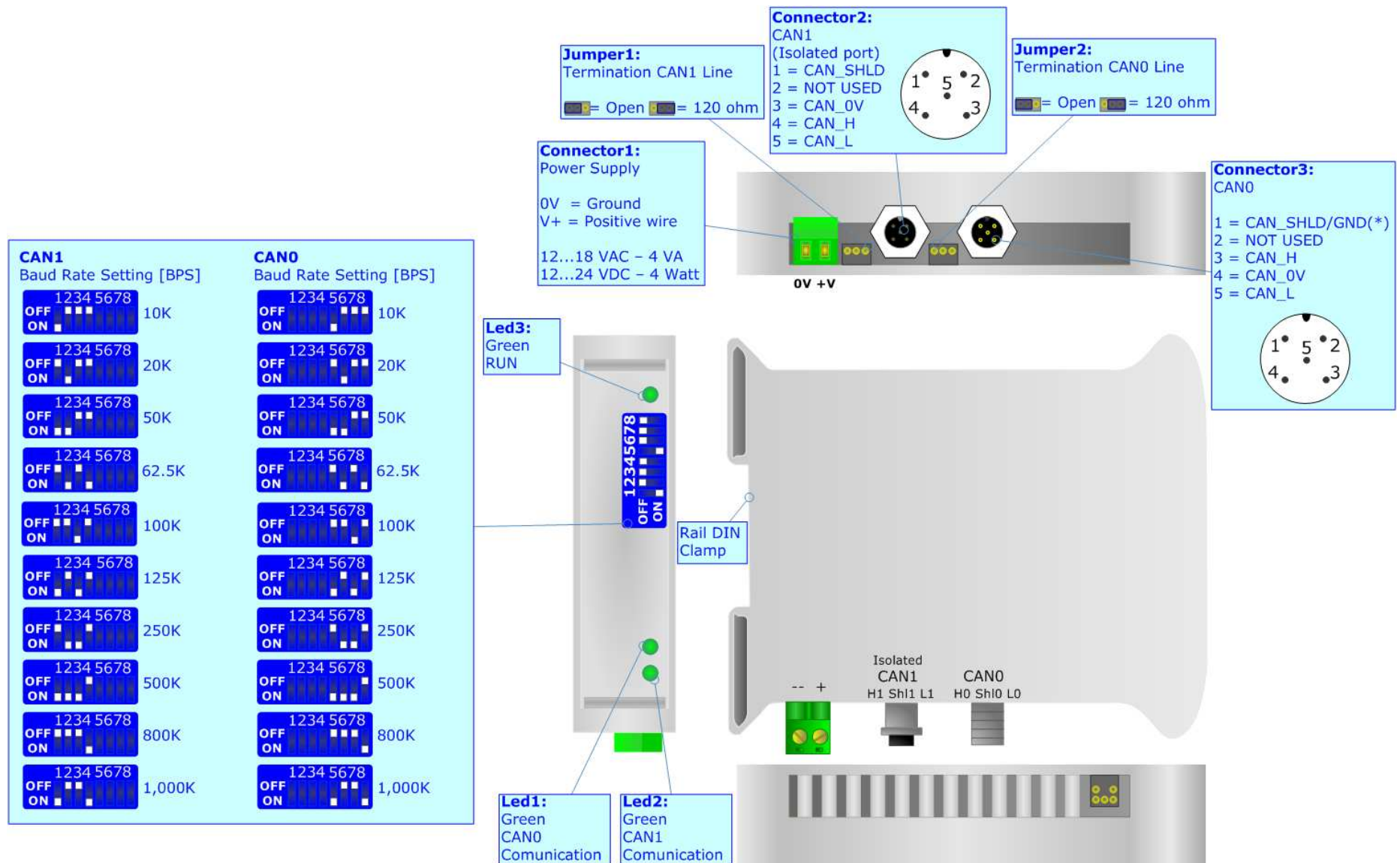
Figure 2: Connection scheme for HD67182M

GND(*): Improper connector for GND



GND(*): Improper connector for GND

Figure 4: Connection scheme for HD67182R



GND(*): Improper connector for GND

Figure 3: Connection scheme for HD67182-M12

CAN BUS CABLE CHARACTERISTICS:

DC parameter:	Impedance	70 ohm/m
AC parameters:	Impedance	120 ohm/m
	Delay	5 ns/m
Length	Baud Rate [bps]	Length MAX [m]
	10 K	5000
	20 K	2500
	50 K	1000
	100 K	650
	125 K	500
	250 K	250
	500 K	100
	800 K	50
	1000 K	25

MECHANICAL DIMENSIONS:

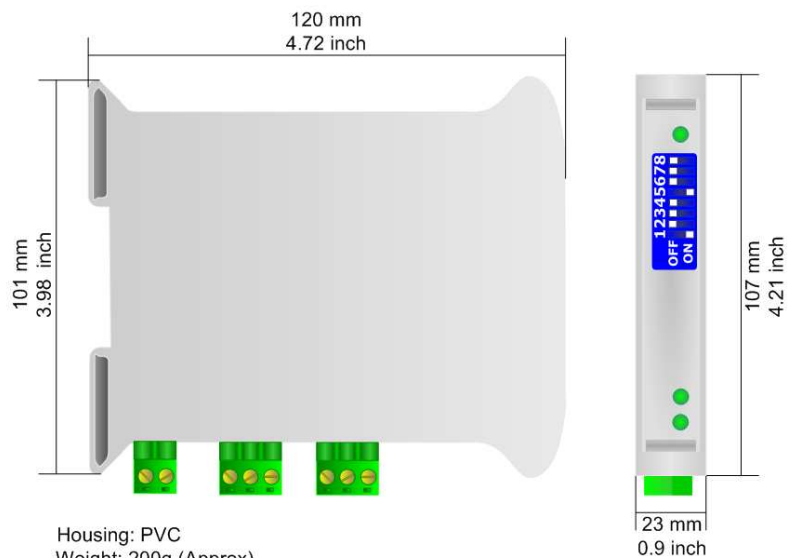


Figure 5: Mechanical dimensions scheme for HD67182

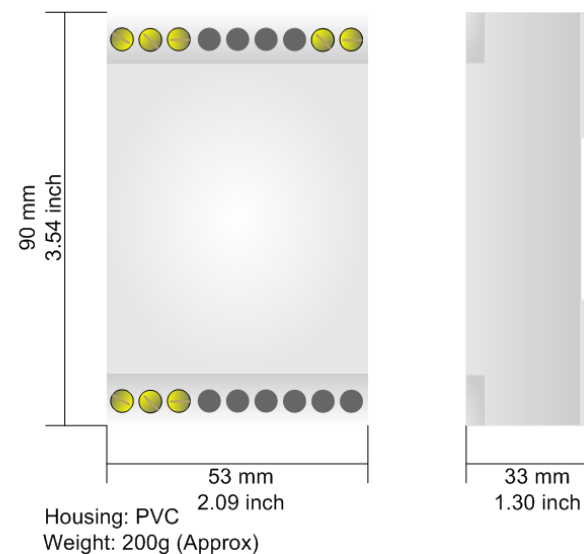


Figure 6: Mechanical dimensions scheme for HD67182M

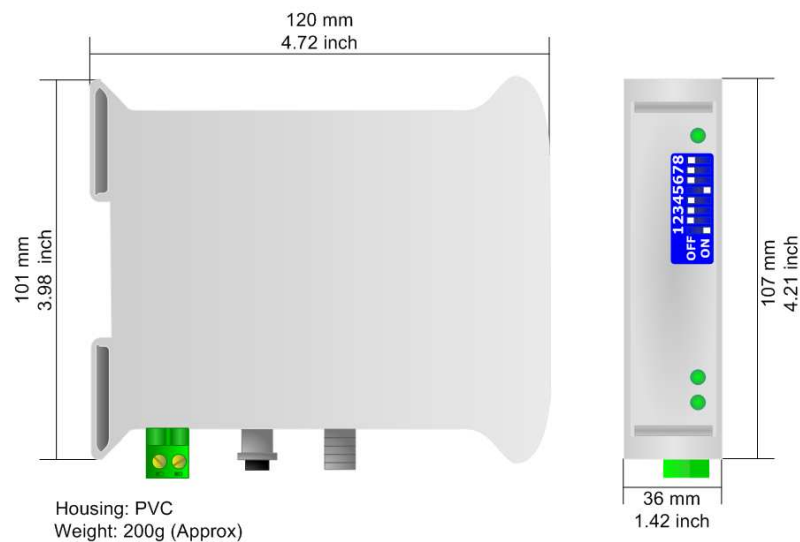


Figure 7: Mechanical dimensions scheme for HD67182-M12

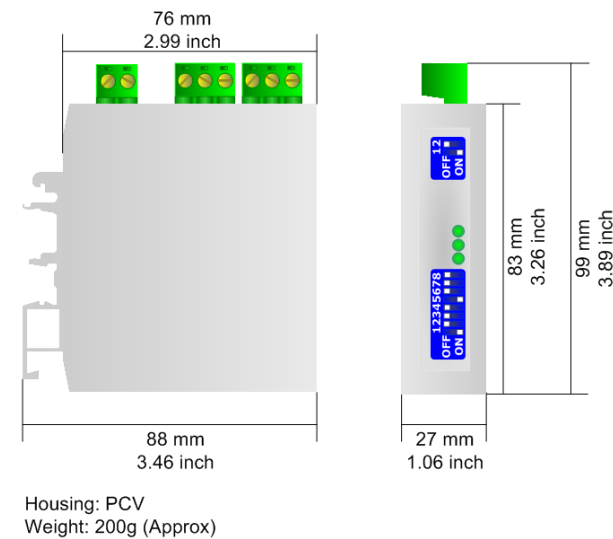


Figure 8: Mechanical dimensions scheme for HD67182R

ORDER CODES:

- HD67117** - Suitable for use with CANopen Protocol (CAN connector: Terminal block)
HD67117M - Suitable for use with CANopen Protocol
HD67117-M12 - Suitable for use with CANopen Protocol (CAN connector: M12)
HD67117R - Suitable for use with CANopen Protocol (7 mm Creepage Distance, 3KV Isolation)
- HD67180** - Suitable for use with DeviceNet Protocol (CAN connector: Terminal block)
HD67180M - Suitable for use with DeviceNet Protocol
HD67180-M12 - Suitable for use with DeviceNet Protocol (CAN connector: M12)
HD67180R - Suitable for use with DeviceNet Protocol (7 mm Creepage Distance, 3KV Isolation)
- HD67181** - Suitable for use with CAN 2.0A and 2.0B Protocol (CAN connector: Terminal block)
HD67181M - Suitable for use with CAN 2.0A and 2.0B Protocol
HD67181-M12 - Suitable for use with CAN 2.0A and 2.0B Protocol (CAN connector: M12)
HD67181R - Suitable for use with CAN 2.0A and 2.0B Protocol (7 mm Creepage Distance, 3KV Isolation)
- HD67182** - Suitable for use with J1939 Protocol (CAN connector: Terminal block)
HD67182M - Suitable for use with J1939 Protocol
HD67182-M12 - Suitable for use with J1939 Protocol (CAN connector: M12)
HD67182R - Suitable for use with J1939 Protocol (7 mm Creepage Distance, 3KV Isolation)

WARRANTIES AND TECHNICAL SUPPORT:

For fast and easy technical support for your ADFweb.com SRL products, consult our internet support at www.adfweb.com. Otherwise contact us at the address support@adfweb.com

RETURN POLICY:

If while using your product you have any problem and you wish to exchange or repair it, please do the following:

- 1) Obtain a Product Return Number (PRN) from our internet support at www.adfweb.com. Together with the request, you need to provide detailed information about the problem.
- 2) Send the product to the address provided with the PRN, having prepaid the shipping costs (shipment costs billed to us will not be accepted).

If the product is within the warranty of twelve months, it will be repaired or exchanged and returned within three weeks. If the product is no longer under warranty, you will receive a repair estimate.

PRODUCTS AND RELATED DOCUMENTS:

Part	Description	URL
HD67121	Gateway CANopen / Canopen	www.adfweb.com?Product=HD67121
HD67502	Gateway CANopen / Modbus - RTU	www.adfweb.com?Product=HD67502
HD67505	Gateway CANopen / Modbus - Ethernet TCP	www.adfweb.com?Product=HD67505
HD67134	Gateway CANopen / DeviceNet	www.adfweb.com?Product=HD67134
HD67216	CAN Analyzer	www.adfweb.com?Product=HD67216