

EXTERNAL LINKS

HD67038-Slim-5

BOX SHEET

RS485 / Ethernet - Converter



QR of Manual

[www.adfweb.com/download/
filefold/MN67038_ENG.pdf](http://www.adfweb.com/download/filefold/MN67038_ENG.pdf)



QR of Box-Sheet

[www.adfweb.com/download/
filefold/BS67038-Slim-5_ENG.pdf](http://www.adfweb.com/download/filefold/BS67038-Slim-5_ENG.pdf)



QR of Software

[www.adfweb.com/download/
filefold/SW67038.zip](http://www.adfweb.com/download/filefold/SW67038.zip)

Box Sheet for Order code: HD67038-Slim-5
Document code: BS67038-Slim-5
V1.000



ADFweb.com srl

Strada Nuova, 17, IT-31010 Mareno di Piave, Treviso - Italy

HD67038-Slim-5

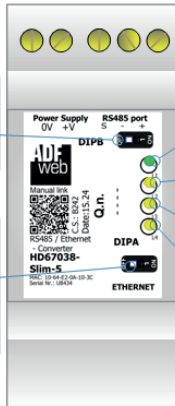
www.ADFweb.com

CONNECTION SCHEME

Order code: HD67038-Slim-5

Dip-Switch B:
-Dip1 – Termination RS485 line
= Open = 120 ohm

Dip-Switch A:
-Dip1 – Functioning Mode
= Normal Mode
= Boot Mode

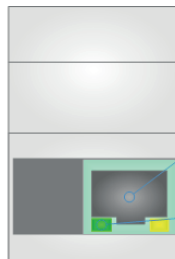


Led1:
Green
Device state

Led2:
Yellow
Serial comm.

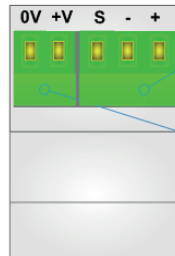
Led3:
Yellow
Ethernet comm.

Led4:
Yellow
Not used



Connector3:
Ethernet Port
(RJ45 Plug)

Led5:
Green
Link Ethernet



Connector4:
RS485 port
S = Shield (to Isolated Ground)
- = Negative wire
+ = Positive wire

Connector1:
Power Supply
0V = Ground
+V = Positive wire
V AC: min 8V ; max 24V
V DC: min 12V ; max 35V

Order code: HD67038-Slim-5