

## EXTERNAL LINKS

HD674-A008-4-E7X-xxx



QR of Manual

---

[www.adfweb.com/download/  
filefold/MN674-A008\\_ENG.pdf](http://www.adfweb.com/download/filefold/MN674-A008_ENG.pdf)



QR of Box-Sheet

---

[www.adfweb.com/download/  
filefold/BS674-A008-4-E7X\\_  
ENG.pdf](http://www.adfweb.com/download/filefold/BS674-A008-4-E7X_ENG.pdf)



QR of Software

---

[www.adfweb.com/download/  
filefold/SW674-A008.zip](http://www.adfweb.com/download/filefold/SW674-A008.zip)

# BOX SHEET

## Modbus Master / SNMP Agent Converter

Box Sheet for Order code: HD674-A008-4-E7x-xxx  
Document code: BS674-A008-4-E7x  
V1.001



**ADFweb.com srl**

Strada Nuova, 17, IT-31010 Mareno di Piave, Treviso - Italy

**HD674-A008-4-E7X-xxx**

[www.ADFweb.com](http://www.ADFweb.com)

# CONNECTION SCHEME

Order code: HD674-A008-4-E7X-xxx

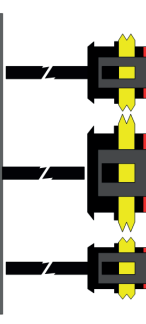
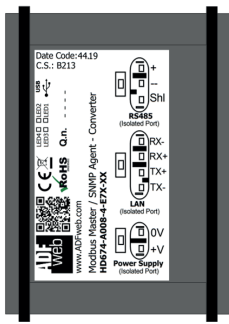
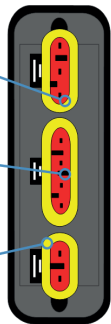
**Connector3:**  
RS485 port  
+ = Positive wire  
- = Negative wire  
Shl = Shield (to Isolated Ground)



**Connector2:**  
Ethernet port  
1 = TX-  
2 = TX+  
3 = RX+  
4 = RX-



**Connector1:**  
Power Supply port  
0V = Ground  
+V = Positive wire  
V AC: min 8V ; max 26V  
V DC: min 10V ; max 40V



**Connector4:**  
USB port

**Led 1:**  
Green  
Device State

**Led 2:**  
Green  
RS485 comm.

**Led 3:**  
Yellow  
USB Link

**Led 4:**  
Green  
Ethernet comm.

Order code: HD674-A008-4-E7X-xxx