

EXTERNAL LINKS

HD67704-MSTP-B2



QR of Manual

[www.adfweb.com/download/
filefold/MN67704_ENG.pdf](http://www.adfweb.com/download/filefold/MN67704_ENG.pdf)



QR of Box-Sheet

[www.adfweb.com/download/
filefold/BS67704-MSTP-B2_ENG.pdf](http://www.adfweb.com/download/filefold/BS67704-MSTP-B2_ENG.pdf)



QR of Software

[www.adfweb.com/download/
filefold/SW67704.zip](http://www.adfweb.com/download/filefold/SW67704.zip)

BOX SHEET

DMX / BACnet MS/TP Master Converter

Box Sheet for Order code: HD67704-MSTP-B2
Document code: BS67704-MSTP-B2
V1.000



ADFweb.com srl

Strada Nuova, 17, IT-31010 Mareno di Piave, Treviso - Italy

HD67704-MSTP-B2

www.ADFweb.com

CONNECTION SCHEME


Order code: HD67704-MSTP-B2

Dip-Switch B:
-Dip1 – Termination Modbus line




= Open = 120 ohm

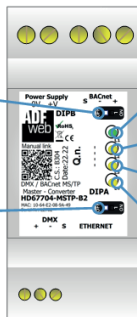
Dip-Switch A:
-Dip1 – Functioning Mode



= Normal Mode



= Boot Mode



Led1:
Green
Device state

Led2:
Yellow
DMX comm.

Led3:
Yellow
BACnet comm.

Led4:
Yellow
Not used

Connector2:
Ethernet Port
(RJ45 Plug)

Led5:
Green
Link Ethernet

Connector3:
DMX port

S = Shield (to Isolated Ground)
- = Negative wire
+ = Positive wire

Connector4:
Modbus port

S = Shield (to Isolated Ground)
- = Negative wire
+ = Positive wire

Connector1:
Power Supply

0V = Ground
+V = Positive wire

V AC: min 8V ; max 24V
V DC: min 12V ; max 35V