

# BOX SHEET

DALI / CAN – Converter

Box Sheet for Order code: HD67834-B2  
Document code: BS67834-B2  
V1.001



**ADFweb.com srl**

Strada Nuova, 17, IT-31010 Mareno di Piave, Treviso - Italy

[www.ADFweb.com](http://www.ADFweb.com)

QR of Manual

---

[www.adfweb.com/download/  
filefold/MN67834\\_ENG.pdf](http://www.adfweb.com/download/filefold/MN67834_ENG.pdf)

QR of Box-Sheet

---

[www.adfweb.com/download/  
filefold/BS67834\\_ENG.pdf](http://www.adfweb.com/download/filefold/BS67834_ENG.pdf)

QR of Software

---

[www.adfweb.com/download/  
filefold/SW67834.zip](http://www.adfweb.com/download/filefold/SW67834.zip)

**HD67834-B2**

# CONNECTION SCHEME

Order code: HD67834-B2

## Dip-Switch B:

-Dip1 - Termination RS485 line



= Open



= 120 ohm

## Dip-Switch A:

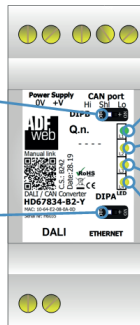
-Dip1 - Functioning Mode



= Normal Mode



= Boot Mode




**Led1:**  
Green  
Device state

**Led2:**  
Yellow  
CAN comm.

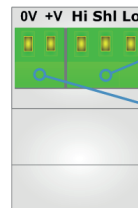
**Led3:**  
Yellow  
DALI status

**Led4:**  
Yellow  
Comm. error



**Connector3:**  
Ethernet Port  
(RJ45 Plug)

**Led5:**  
Green  
Link Ethernet



**Connector4:**  
CAN port  
Hi = High wire  
Sh1 = Shield\* (to Isolated Ground)  
Lo = Low wire

**Connector1:**  
Power Supply  
0V = Ground  
+V = Positive wire  
V AC: min 8V ; max 24V  
V DC: min 12V ; max 35V