

EXTERNAL LINKS

HD67837-B2



QR of Manual

[www.adfweb.com/download/
filefold/MN67837_ENG.pdf](http://www.adfweb.com/download/filefold/MN67837_ENG.pdf)



QR of Box-Sheet

[www.adfweb.com/download/
filefold/BS67837_ENG.pdf](http://www.adfweb.com/download/filefold/BS67837_ENG.pdf)



QR of Software

[www.adfweb.com/download/
filefold/SW67837.zip](http://www.adfweb.com/download/filefold/SW67837.zip)

HD67837-B2

BOX SHEET

DALI / DeviceNet slave - Converter

Box Sheet for Order code: HD67837-B2
Document code: BS6767837-B2
V1.001



ADFweb.com srl



Strada Nuova, 17, IT-31010 Mareno di Piave, Treviso - Italy

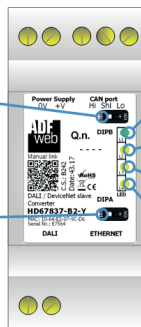
www.ADFweb.com

CONNECTION SCHEME

Order code: HD67837-B2

Dip-Switch B:
-Dip1 – Termination RS485 line
 = Open  = 120 ohm

Dip-Switch A:
-Dip1 – Functioning Mode
 = Normal Mode
 = Boot Mode




Led1:
Green
Device state

Led2:
Yellow
DeviceNet comm.

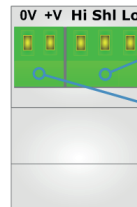
Led3:
Yellow
DALI status

Led4:
Yellow
Comm. error



Connector3:
Ethernet Port
(RJ45 Plug)

Led5:
Green
Link Ethernet



Connector4:
CAN port
Hi = High wire
ShI = Shield* (to Isolated Ground)
Lo = Low wire

Connector1:
Power Supply
0V = Ground
+V = Positive wire
V AC: min 8V ; max 24V
V DC: min 12V ; max 35V