



QR of Manual

---

[www.adfweb.com/download/  
filefold/MN67842\\_ENG.pdf](http://www.adfweb.com/download/filefold/MN67842_ENG.pdf)



QR of Box-Sheet

---

[www.adfweb.com/download/  
filefold/BS67842\\_ENG.pdf](http://www.adfweb.com/download/filefold/BS67842_ENG.pdf)



QR of Software

---

[www.adfweb.com/download/  
filefold/SW67842.zip](http://www.adfweb.com/download/filefold/SW67842.zip)

**HD67842-B2**

# BOX SHEET

## DALI / Modbus RTU Master - Converter

Box Sheet for Order code: HD67842-B2  
Document code: BS67842-B2  
V1.001



**ADFweb.com srl**  
Strada Nuova, 17, IT-31010 Mareno di Piave, Treviso - Italy

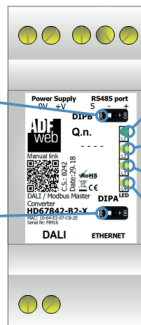
[www.ADFweb.com](http://www.ADFweb.com)

# CONNECTION SCHEME

Order code: HD67842-B2

**Dip-Switch B:**  
-Dip1 – Termination RS485 line  
= Open      = 120 ohm

**Dip-Switch A:**  
-Dip1 – Functioning Mode  
= Normal Mode  
= Boot Mode




**Led1:**  
Green  
Device state

**Led2:**  
Yellow  
Modbus comm.

**Led3:**  
Yellow  
DALI status

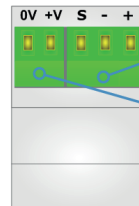
**Led4:**  
Yellow  
Comm. error



**Connector3:**  
Ethernet Port  
(RJ45 Plug)

**Led5:**  
Green  
Link Ethernet

**Connector2:**  
DALI Port  
(Unpolarized)



**Connector4:**  
RS485 port  
S = Shield (to Isolated Ground)  
- = Negative wire  
+ = Positive wire

**Connector1:**  
Power Supply  
0V = Ground  
+V = Positive wire  
V AC: min 8V ; max 24V  
V DC: min 12V ; max 35V