



QR of Manual

[www.adfweb.com/download/
filefold/MN67843_ENG.pdf](http://www.adfweb.com/download/filefold/MN67843_ENG.pdf)



QR of Box-Sheet

[www.adfweb.com/download/
filefold/BS67843-B2_ENG.pdf](http://www.adfweb.com/download/filefold/BS67843-B2_ENG.pdf)



QR of Software

[www.adfweb.com/download/
filefold/SW67843.zip](http://www.adfweb.com/download/filefold/SW67843.zip)

HD67843-B2

BOX SHEET

DALI / Modbus RTU Slave - Converter

Box Sheet for order code: HD67843-B2
Document code: BS67843-B2
V1.001



ADFweb.com srl
Strada Nuova, 17, IT-31010 Mareno di Piave, Treviso - Italy

www.ADFweb.com

CONNECTION SCHEME

Order code: HD67843-B2

Dip-Switch B:

-Dip1 - Termination RS485 line



= Open



= 120 ohm

Dip-Switch A:

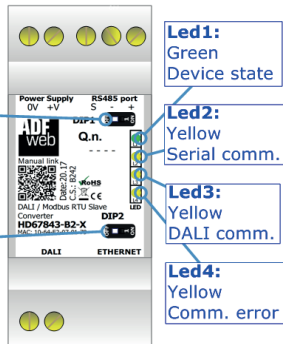
-Dip1 - Functioning Mode



= Normal Mode



= Boot Mode

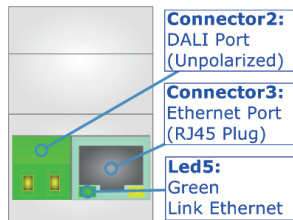


Led1:
Green
Device state

Led2:
Yellow
Serial comm.

Led3:
Yellow
DALI comm.

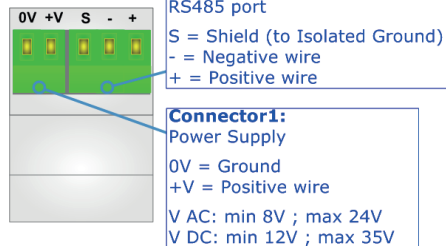
Led4:
Yellow
Comm. error



Connector2:
DALI Port
(Unpolarized)

Connector3:
Ethernet Port
(RJ45 Plug)

Led5:
Green
Link Ethernet



Connector4:
RS485 port
S = Shield (to Isolated Ground)
- = Negative wire
+ = Positive wire

Connector1:
Power Supply
0V = Ground
+V = Positive wire
V AC: min 8V ; max 24V
V DC: min 12V ; max 35V

Order code: HD67843-B2