

## EXTERNAL LINKS

HD67934-2-B2



QR of Manual

---

[www.adfweb.com/download/  
filefold/MN67934\\_ENG.pdf](http://www.adfweb.com/download/filefold/MN67934_ENG.pdf)



QR of Box-Sheet

---

[www.adfweb.com/download/  
filefold/BS67934-2-B2\\_ENG.pdf](http://www.adfweb.com/download/filefold/BS67934-2-B2_ENG.pdf)



QR of Software

---

[www.adfweb.com/download/  
filefold/SW67934.zip](http://www.adfweb.com/download/filefold/SW67934.zip)

**HD67934-2-B2**

# BOX SHEET

## Modbus Slave / MQTT - Converter

Box Sheet for order code: HD67934-2-B2  
Document code: HD67934-2-B2  
V1.001




**ADFweb.com srl**  
Strada Nuova, 17, IT-31010 Mareno di Piave, Treviso - Italy

[www.ADFweb.com](http://www.ADFweb.com)


# CONNECTION SCHEME

Order code: HD67934-2-B2

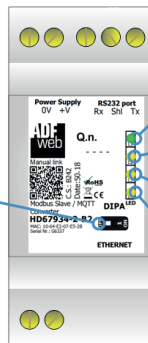
**Dip-Switch A:**  
-Dip1 – Functioning Mode



= Normal Mode



= Boot Mode




**Led1:**  
Green  
Device state

**Led2:**  
Yellow  
Modbus comm.

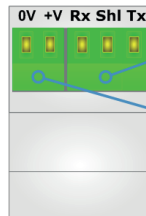
**Led3:**  
Yellow  
MQTT status

**Led4:**  
Yellow  
Not Used



**Connector3:**  
Ethernet Port  
(RJ45 Plug)

**Led5:**  
Green  
Link Ethernet



**Connector4:**  
RS232 port  
Tx = Device Tx  
Rx = Device Rx  
Shl = Shield (to Isolated Ground)

**Connector1:**  
Power Supply  
0V = Ground  
+V = Positive wire  
V AC: min 8V ; max 24V  
V DC: min 12V ; max 35V

Order code: HD67934-2-B2