

# BOX SHEET

## KNX / MQTT – Converter

Box Sheet for Order code: HD67947-B2  
Document code: BS67947-B2  
V1.001



**ADFweb.com srl**

Strada Nuova, 17, IT-31010 Mareno di Piave, Treviso - Italy

[www.ADFweb.com](http://www.ADFweb.com)

QR of Manual

---

[www.adfweb.com/download/  
filefold/MN67947\\_ENG.pdf](http://www.adfweb.com/download/filefold/MN67947_ENG.pdf)

QR of Box-Sheet

---

[www.adfweb.com/download/  
filefold/BS67947-B2\\_ENG.pdf](http://www.adfweb.com/download/filefold/BS67947-B2_ENG.pdf)

QR of Software

---


[www.adfweb.com/download/  
filefold/SW67947.zip](http://www.adfweb.com/download/filefold/SW67947.zip)

**HD67947-B2**


# CONNECTION SCHEME

Order code: HD67947-B2

**Dip-Switch A:**  
-Dip1 – Functioning Mode

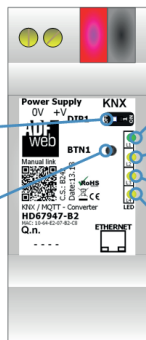


= Normal Mode



= Boot Mode

**Button1:**  
Activation of KNX  
Programming




**Led1:**  
Green  
Device state

**Led2:**  
Yellow  
KNX comm.

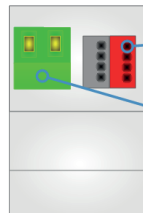
**Led3:**  
Yellow  
MQTT comm.

**Led4:**  
Yellow  
Error state



**Connector3:**  
Ethernet Port  
(RJ45 Plug)

**Led5:**  
Green  
Link Ethernet



**Connector5:**  
KNX

**Connector1:**  
Power Supply  
0V = Ground  
+V = Positive wire  
V AC: min 8V ; max 24V  
V DC: min 12V ; max 35V