



QR of Manual

---

[www.adfweb.com/download/  
filefold/MN67B09\\_ENG.pdf](http://www.adfweb.com/download/filefold/MN67B09_ENG.pdf)



QR of Box-Sheet

---

[www.adfweb.com/download/  
filefold/BS67B09-5-B2\\_ENG.pdf](http://www.adfweb.com/download/filefold/BS67B09-5-B2_ENG.pdf)



QR of Software

---

[www.adfweb.com/download/  
filefold/SW67B09.zip](http://www.adfweb.com/download/filefold/SW67B09.zip)

**HD67B09-5-B2**

# BOX SHEET

## OPC UA Client / Modbus Slave - Converter

Box Sheet for order code: HD67B09-5-B2  
Document code: BS67B09-5-B2  
V1.001



**ADFweb.com srl**  
Strada Nuova, 17, IT-31010 Mareno di Piave, Treviso - Italy

[www.ADFweb.com](http://www.ADFweb.com)

# CONNECTION SCHEME

Order code: HD67B09-5-B2

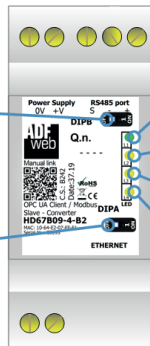
**Dip-Switch B:**  
-Dip1 – Termination RS485 line

= Open    = 120 ohm

**Dip-Switch A:**  
-Dip1 – Functioning Mode

= Normal Mode

= Boot Mode




**Led1:**  
Green  
Device state

**Led2:**  
Yellow  
OPC UA comm.

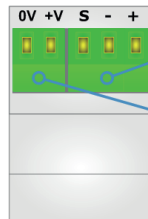
**Led3:**  
Yellow  
Modbus comm.

**Led4:**  
Yellow  
Error state



**Connector3:**  
Ethernet Port  
(RJ45 Plug)

**Led5:**  
Green  
Link Ethernet



**Connector4:**  
RS485 port

S = Shield (to Isolated Ground)  
- = Negative wire  
+ = Positive wire

**Connector1:**  
Power Supply

0V = Ground  
+V = Positive wire

V AC: min 8V ; max 24V  
V DC: min 12V ; max 35V

Order code: HD67B09-5-B2