



QR of Manual

[www.adfweb.com/download/
filefold/MN67B19_ENG.pdf](http://www.adfweb.com/download/filefold/MN67B19_ENG.pdf)



QR of Box-Sheet

[www.adfweb.com/download/
filefold/BS67B19-B2_ENG.pdf](http://www.adfweb.com/download/filefold/BS67B19-B2_ENG.pdf)



QR of Software

[www.adfweb.com/download/
filefold/SW67B19.zip](http://www.adfweb.com/download/filefold/SW67B19.zip)

HD67B19-B2

BOX SHEET

OPC UA Client / MQTT - Converter

Box Sheet for order code: HD67B19-B2
Document code: BS67B19-B2
V1.001



ADFweb.com srl


Strada Nuova, 17, IT-31010 Mareno di Piave, Treviso - Italy

www.ADFweb.com

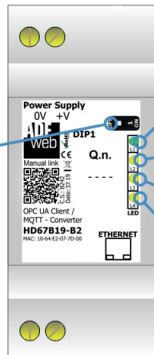
CONNECTION SCHEME

Order code: HD67B19-B2

Dip-Switch A:
-Dip1 – Functioning Mode



OFF = Normal Mode
ON = Boot Mode




Led1:
Green
Device state

Led2:
Yellow
OPC UA comm.

Led3:
Yellow
MQTT comm.

Led4:
Yellow
Error state



Connector3:
Ethernet Port
(RJ45 Plug)

Led5:
Green
Link Ethernet



Connector1:
Power Supply

0V = Ground
+V = Positive wire
V AC: min 8V ; max 24V
V DC: min 12V ; max 35V

Order code: HD67B19-B2