

## EXTERNAL LINKS

HD67B26-2-B2



QR of Manual

---

[www.adfweb.com/download/  
filefold/MN67B26\\_ENG.pdf](http://www.adfweb.com/download/filefold/MN67B26_ENG.pdf)



QR of Box-Sheet

---

[www.adfweb.com/download/  
filefold/BS67B26-2-B2\\_ENG.pdf](http://www.adfweb.com/download/filefold/BS67B26-2-B2_ENG.pdf)



QR of Software

---

[www.adfweb.com/download/  
filefold/SW67B26.zip](http://www.adfweb.com/download/filefold/SW67B26.zip)

**HD67B26-2-B2**

# BOX SHEET

**OPC UA Server / Serial RS232  
Converter**

Box Sheet for Order code: HD6B26-2-B2  
Document code: BS67B26-2-B2  
V1.001



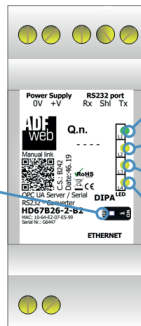
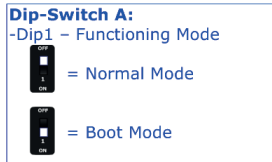
**ADFweb.com srl**

Strada Nuova, 17, IT-31010 Mareno di Piave, Treviso - Italy

[www.ADFweb.com](http://www.ADFweb.com)

# CONNECTION SCHEME

Order code: HD67B26-2-B2




**Led1:**  
Green  
Device state

**Led2:**  
Yellow  
OPC UA comm.

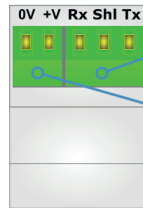
**Led3:**  
Yellow  
OPC UA comm.

**Led4:**  
Yellow  
Error state



**Connector3:**  
Ethernet Port  
(RJ45 Plug)

**Led5:**  
Green  
Link Ethernet



**Connector4:**  
RS232 port  
Tx = Device Tx  
Rx = Device Rx  
Shl = Shield (to Isolated Ground)

**Connector1:**  
Power Supply  
0V = Ground  
+V = Positive wire  
V AC: min 8V ; max 24V  
V DC: min 12V ; max 35V