



QR of Manual

[www.adfweb.com/download/
filefold/MN67C52_ENG.pdf](http://www.adfweb.com/download/filefold/MN67C52_ENG.pdf)



QR of Box-Sheet

[www.adfweb.com/download/
filefold/BS67C52-2-B2_ENG.pdf](http://www.adfweb.com/download/filefold/BS67C52-2-B2_ENG.pdf)



QR of Software

[www.adfweb.com/download/
filefold/SW67C52.zip](http://www.adfweb.com/download/filefold/SW67C52.zip)

HD67C52-2-B2

BOX SHEET

**EnOcean / Modbus (RS232 o RS485)
Converter**

Box Sheet for Order code: HD67C52-2-B2
Document code: BS67C52-2-B2
V1.000



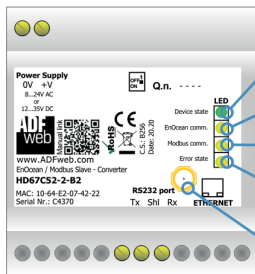
ADFweb.com srl

Strada Nuova, 17, IT-31010 Mareno di Piave, Treviso - Italy

www.ADFweb.com

CONNECTION SCHEME

Order code: HD67C52-2-B2



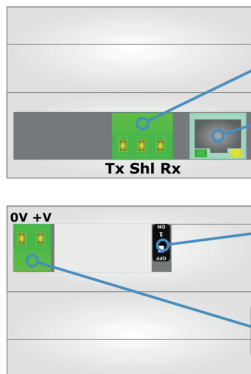
Led1:
Green
Device state

Led2:
Yellow
EnOcean comm.

Led3:
Yellow
Modbus comm.

Led4:
Yellow
Error state



Connector5:
Antenna



Connector6:
RS232 port

Tx = Device Tx
Rx = Device Rx
Shl = Shield (to Isolated Ground)

Connector2:
Ethernet Port
(RJ45 Plug)

Dip-Switch A:
-Dip1 - Functioning Mode
 = Normal Mode
 = Boot Mode

Connector1:
Power Supply
0V = Ground
+V = Positive wire
V AC: min 8V ; max 24V
V DC: min 12V ; max 35V

Order code: HD67C52-2-B2