

EXTERNAL LINKS

HD67F05-5-B2-915MHz



QR of Manual

[www.adfweb.com/download/
filefold/MN67F05_ENG.pdf](http://www.adfweb.com/download/filefold/MN67F05_ENG.pdf)



QR of Box-Sheet

[www.adfweb.com/download/
filefold/BS67F05-5-B2-915MHz_ENG.pdf](http://www.adfweb.com/download/filefold/BS67F05-5-B2-915MHz_ENG.pdf)



QR of Software

[www.adfweb.com/download/
filefold/SW67F05.zip](http://www.adfweb.com/download/filefold/SW67F05.zip)

BOX SHEET

LoRaWan Gateway / Serial Converter

Box Sheet for Order code: HD67F05-5-B2-915MHz
Document code: BS67F05-5-B2-915MHz
V1.000



ADFweb.com srl

Strada Nuova, 17, IT-31010 Mareno di Piave, Treviso - Italy

HD67F05-5-B2-915MHz

www.ADFweb.com

CONNECTION SCHEME

Order code: HD67F05-5-B2-915MHz

Dip-Switch B:
-Dip1 – Termination RS485 line




= Open




= 120 ohm

Connector5:
Antenna

Dip-Switch A:
-Dip1 – Functioning Mode



= Normal Mode



= Boot Mode




Led1:
Green
Device state

Led2:
Yellow
LoRaWAN comm.

Led3:
Yellow
Serial comm.

Led4:
Yellow
Error State



Connector3:
Ethernet Port
(RJ45 Plug)

Led5:
Green
Link Ethernet

Connector4:
RS485 port

S = Shield (to Isolated Ground)
- = Negative wire
+ = Positive wire



Connector1:
Power Supply
0V = Ground
+V = Positive wire
V AC: min 8V ; max 24V
V DC: min 12V ; max 35V

Order code: HD67F05-5-B2-915MHz